

Hawe Rapid Range



Radial Piston Pumps

Code	Description
R0.9	RADIAL PISTON PUMP 3 CYL. 0.9 L/MIN
R1.5PYD	RADIAL PISTON PUMP 3 CYL. 1.5 L/MIN
R2.5	RADIAL PISTON PUMP 3 CYL. 2.5 L/MIN
R3.7	RADIAL PISTON PUMP 7 CYL. 3.7 L/MIN
R7.4	RADIAL PISTON PUMP 14 CYL. 7.4 L/MIN

In addition to the above pumps, a comprehensive range of pumps featuring single outlets, multiple outlets, and two stage pumps are available on indent. For further information and assistance on selection to meet your specific requirements, call Oil Solutions

Relief Valves with Tank Return Port




Code	Description
SV42A	IN-LINE RELIEF SIZE 4,0-700 BAR 3/8" BSPP
SV42C	IN-LINE RELIEF SIZE 4,0-315 BAR 3/8" BSPP
SV42F	IN-LINE RELIEF SIZE 4,0-80 BAR 3/8" BSPP
SV53A	IN-LINE RELIEF SIZE 5,0-700 BAR 3/8" BSPP
SV53C	IN-LINE RELIEF SIZE 5,0-315 BAR 3/8" BSPP
SV53F	IN-LINE RELIEF SIZE 5,0-80 BAR 3/8" BSPP
SV64A	IN-LINE RELIEF SIZE 6,0-700 BAR 3/8" BSPP
SV64C	IN-LINE RELIEF, SIZE 6,0-315 BAR 3/8" BSPP
SV64F	IN-LINE RELIEF SIZE 6,0-80 BAR 3/8" BSPP

Relief Valves Adjustable



Code	Description
MVG13HR	RELIEF VALVE 20-700 BAR 1/4" BSPP
MVG14H	RELIEF VALVE 10-400 BAR 1/4" BSPP
MV42A	RELIEF VALVE, SIZE 4,0-700 BAR 3/8" BSPP
MV42C	RELIEF VALVE, SIZE 4,0-315 BAR 3/8" BSPP
MV42F	RELIEF VALVE, SIZE 4,0-80 BAR 3/8" BSPP
MV53A	RELIEF VALVE, SIZE 5,0-700 BAR 1/2" BSPP
MV53C	RELIEF VALVE, SIZE 5,0-315 BAR 1/2" BSPP
MV53F	RELIEF VALVE, SIZE 5,0-80 BAR 1/2" BSPP
MV63A	RELIEF VALVE, SIZE 6,0-700 BAR 1/2" BSPP
MV63C	RELIEF VALVE, SIZE 6,0-315 BAR 1/2" BSPP
MV63F	RELIEF VALVE, SIZE 6,0-80 BAR 1/2" BSPP


Directional Seated Control Valves, BVG, G & WG



Code	Description
BVG2R-G12	VALVE SEATED 2/2 NC 3/8" BSPP - 12VDC
BVG2R-G24	VALVE SEATED 2/2 NC 3/8" BSPP - 24VDC
BVG3R-G24	VALVE SEATED 2/2 NC 1/2" BSPP - 24VDC
GR2-1-G24	VALVE SEATED 2/2 NC 24V DC SIZE 1
GS2-1-G24	VALVE SEATED 2/2 24V DC SIZE 1
G3-1-G24	VALVE SEATED 3/2 SIZE 1 24V DC
GZ3-1-G24	VALVE, SEATED 3/2 24V DC SIZE 1
WG3-1-WG230	VALVE, SEATED 3/2 NC 230V 50HZ
WGR2-1-WG230	VALVE, SEATED 2/2 230V 50HZ
WGS2-1-WG230	VALVE, SEATED 2/2 NO 230 V 50HZ
WGS3-1-WG230	VALVE, SEATED 3/2 230V AC

All the valves listed above are available with 230 V AC solenoid operation for a small additional charge. Substitute "G24" with "WG230"

Subplates for Seated Valves




Code	Description
2-1-1/4	G1/4 MTG PL SIZE 1 SEAT V/V 2/2
2-1-3/8	G3/8 MTG PL SIZE 1 SEAT V/V 2/2
3-1-1/4	G1/4 MTG PL SIZE 1 SEAT V/V 3/2
3-1-3/8	G3/8 MTG PL SIZE 1 SEAT V/V 3/2
2-2-3/8	2/2 WAY MTG PLATE SIZE 2 - 3/8 BSPP
3-2-3/8	3/2 WAY MTG PLATE SIZE 2 - 3/8" BSPP

Pressure Reducing Valve




Code	Description
CDK3-1-1/4	VALVE PRESS.REDUCING 1/4" BSPP 30-300BAR

Directional Spool Valve




Code	Description
SG3L-AK	VALVE SPOOL HAND OPERATED 1/2" BSPP

Flow Divider Type TQ




Code	Description
TQ32-A2.3	FLOWDIVIDER
TQ32-A3.5	FLOWDIVIDER
TQ43-A5.0	FLOWDIVIDER

Check Valve Pilot Operated



Code	Description
RH1	CHECK VALVE, PILOT OPERATED - 1/4" BSPP
RH2	CHECK VALVE, PILOT OPERATED - 3/8" BSPP
RH3	CHECK VALVE, PILOT OPERATED - 1/2" BSPP
RH3V	CHECK VALVE, PILOT OPERATED - 1/2" BSPP
RH4	PILOT OPERATED CHECK VALVE - 3/4" BSPP
RH4V	CHECK VALVE, PILOT OPERATED - 3/4" BSPP
RH5V	CHECK VALVE, PILOT OPERATED - 1" BSPP

Pressure Switch



Code	Description
DG33	PRESSURE SWITCH 200-700 BAR
DG34	PRESSURE SWITCH 100-400 BAR
DG35	PRESSURE SWITCH 20-250 BAR
DG365	PRESSURE SWITCH 12-170 BAR
DG1RFS	PRESSURE SWITCH 20-600 BAR
DG5E-250	PRESSURE SWITCH TYPE DG5E
DG5E-400	PRESSURE SWITCH TYPE DG5E
DG5E-600	PRESSURE SWITCH TYPE DG5E



CETOP 3 Solenoid Valves

Code	Description
SWPN2-G-G24	VALVE,CETOP 3,4/3 CLOSED CTR - 24VDC
SWPN2-G-WG230	VALVE,CETOP 3,4/3 CLOSED CTR - 230VAC
SWPN2-D-G24	VALVE,CETOP 3,4/3, 24V DC
SWPN2-D-WG230	VALVE,CETOP 3,4/3, 230V AC
SWPN2-B-G24	VALVE,CETOP 3,4/2 WAY 24V DC
SWPN2-B-WG230	VALVE,CETOP 4/2 WAY 230V AC
SWPN2-L-G24	VALVE,CETOP 3,4/3 24V DC
SWPN2-L-WG230	VALVE,CETOP 3,4/3 230V AC
SWPN2-H-G24	VALVE,CETOP 3,4/3 OPEN CTR- 24V DC
SWPN2-H-WG230	VALVE,CETOP 3,4/3 OPEN CTR- 230V AC

Subplates to Suit

CETOP 3 Solenoid Valves

Code	Description
SSPC3S	CETOP3 SUB-PLATE SIDE PORTED ALY.
SSPC3B	CETOP3 SUB-PLATE ALUM. G3/8 P&T BOTTOM
SSPC3S-S	CETOP3 SUB-PLATE SIDE PORT STEEL
SSPC3B-S	CETOP3 SUB-PLATE BOTT. PORT STEEL
SBPC3S	CETOP3 BLANKING PLATE ALY.
SBKC3	4 X M5X30-12.9 SOCKET HEAD SCREW



CETOP 5 Solenoid Valves

Code	Description
SWPN8-B-G24	VALVE CETOP 5,4/2 WAY 24VDC
SWPN8-D-G24	VALVE,CETOP 5 4/3 WAY 24VDC
SWPN8-G-G24	VALVE CETOP 5 4/3 WAY 24VDC
SWPN8-H-G24	VALVE CETOP 5 4/3 WAY 24VDC
SWPN8-H-G98	VALVE CETOP 5 4/3 WAY 98VDC
SWPN8-L-G24	VALVE CETOP 5 4/3 WAY 24VDC

Subplates to Suit

CETOP 5 Solenoid Valves

Code	Description
SSPC5B-S	CETOP 5 SUBPLATE G1/2 BOTTOM PORTS
SSPC5S-S	CETOP 5 SUBPLATE G1/2 SIDE PORTS
SSPC5S/4-S	CETOP 5-4 STAGE MANIFOLD SIDE ENTRY
SBKC5	4XM6X40-12.9 SOCKET HEAD SCREW



Spare Coils

Code	Description
HW-47041000	COIL,G12V TO SUIT HAWE SWPN2
HW-47041001	COIL,G24V TO SUIT HAWE SWPN2
HW-47041002	COIL,WG98V TO SUIT HAWE SWPN2
HW-47041003	COIL,WG198V TO SUIT HAWE SWPN2
HW-4704-1004-00-205V	COIL 205V FOR HAWE SWPN8 CETOP 5
HW-4704-1005-00-24V	COIL 24V FOR HAWE SWPN8 CETOP 5
HW-4704-1006-00-12V	COIL 12V FOR HAWE SWPN8 CETOP 5
HW-4704-1007-00-98V	COIL 98V FOR HAWE SWPN8 CETOP 5



Spare Hirschman Plugs

Code	Description
MSD3-309	HIRSCHMANN PLUG
MSD4-209-P10	PLUG RECTIFIED FOR AC COIL HAWE



Pilot Operated Cartridge Valves

Code	Description
RHC3	CHECK VALVE,SIZE 3 - M4X1.5 55 L/MIN
RHC43/3V	CHECK VALVE,PILOT OPERATED SIZE 3
RHC53/4V	CHECK VALVE,PILOT OPERATED SIZE 4



Throttle Check Valves

Code	Description
QR20	THROTTLE CHECK VALVE - CARTRIDGE
QR30H10	THROTTLE CHECK VALVE - BANJO FITTING 10S
QR30T8	THROTTLE CHECK VALVE - T - 8S FITTING
QR40H12	THROTTLE CHECK VALVE - BANJO FITTING 12S
QR50H16	THROTTLE CHECK VALVE - BANJO FITTING 16S



Check Valves(Inserts)

Code	Description
RK1	CHECK VALVE INSERT 1/4" BSPP
RK2	CHECK VALVE INSERT 3/8" BSPP
RK3	CHECK VALVE INSERT 1/2" BSPP



Housings for Inserts

Code	Description
RK1-HOUSING-G1/4	HOUSING FOR RK1
RK2-HOUSING-G3/8	HOUSING FOR RK 2
RK3-HOUSING-G1/2	HOUSING FOR RK3



Line Rupture Safety Valves Cartridge Type (Screw-In)

Code	Description
LB1C-25	LINE RUPTURE VALVE SIZE 1
LB2C-50	LINE RUPTURE VALVE SIZE 2
LB3C-80	LINE RUPTURE VALVE SIZE 3
LB4C-160	LINE RUPTURE VALVE SIZE 4



Line Rupture Safety Valves with Housing

Code	Description
LB1G-25	LINE RUPTURE VALVE SIZE 1
LB2G-50	LINE RUPTURE VALVE SIZE 2
LB3G-80	LINE RUPTURE VALVE SIZE 3
LB4G-160	LINE RUPTURE VALVE SIZE 4



In-Line Filter Strainer Discs and Housings

Code	Description
HFC1/2	STRAINER DISK FOR G1/2"
HFC1/4	STRAINER DISK FOR G1/4"
HFC3/8	STRAINER DISK FOR G3/8"
SHF1/2	HOUSING FOR HFC1/2
SHF1/4	HOUSING FOR HFC 1/4" BSPP
SHF3/8	HOUSING FOR HFC 3/8" BSPP

