

# Range Overview

---



OIL SOLUTIONS

**PO Box 38**  
**Strathfieldsaye, VIC, 3551**  
**1800 OIL SOL**  
**1800 645 765**

**[sales@oilsolutions.com.au](mailto:sales@oilsolutions.com.au)**

**[www.oilsolutions.com.au](http://www.oilsolutions.com.au)**

**"For All Your Hydraulic Needs"**



**ATLANTIC**  
Fluid Tech



**5.** Facts & figures

**6.** Section 1 - Relief Valves

**7.** Section 2 - Pressure Reducing Valves

**8.** Section 3 - Sequence Valves

**9.** Section 4 - Check Valves

**10.** Section 5 - Pilot-operated Check Valves

**11.** Section 6 - Overcentre Valves

**13.** Section 7 - Regenerative Valves

**14.** Section 8 - Hydraulic Motor, Actuator and Winch Valves

**16.** Section 9 - Motion Control Valves

**17.** Section 10 - Check and Metering Valves

**18.** Section 11 - Shuttle and Logic Elements

## SUMMARY

**20.** Section 12 - Flow Dividers and Combiners

**21.** Section 13 - Flow Control Valves

**24.** Section 14 - Special Valves

**33.** Section 15 - Solenoid Cartridges

**36.** Section 16 - Proportional Cartridges

**37.** Section 17 - Diverter Valves

**38.** Section 18 - Modular Valves for Cetop

**39.** Section 19 - Directional Valves

**40.** Section 20 - Applications

**48.** Section 21 - Coils and Connectors

**49.** Section 22 - Accessories and Spares

**50.** Section 23 - Standard Manifolds

Download the **Official App** or visit **atlanticfluidtech.com** to view all product data sheets

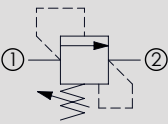
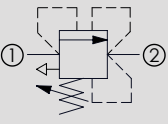
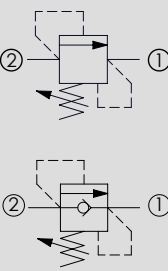
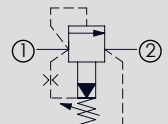
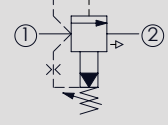
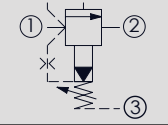
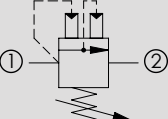


## FACTS & FIGURES

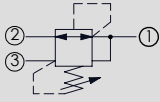
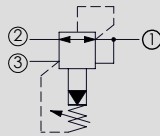
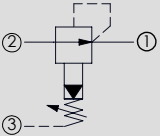


- 1979** **Year of establishment** of the company under the name of CHS to manufacture blocks in aluminium, steel and cast iron for the hydraulic market
- 8,000** References of standard and tailored **hydraulic valves** and **integrated blocks** manufactured
- 9** **Applications** for the Atlantic Fluid Tech products: agriculture and service machines, construction and earth moving machines, drilling, material handling and lifting equipment, industrial vehicles, industrial automation
- 320** **People** working in Atlantic companies
- 6** **Production plants** in Modena area for an overall covered surface of 16,300 sqm
- 3** **Certifications: ISO 9001** for **Quality** Management System, **ISO 14001** for **Environmental** Management System and **ISO 45001** for **Occupational Health and Safety** Management System
- 6** **Subsidiaries** in Europe and Asia
- 130** **Atlantic dealers** worldwide
- 300** **Customers** from the most preeminent machinery and industrial system manufacturers
- 16** **International Patents** developed in 9 years by Atlantic engineers and designers
- 700** **New projects** developed each year
- 10%** **Investment rate in Research and Development** each year, to be leader in a fast developing world

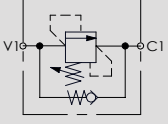
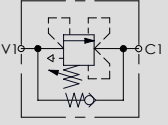
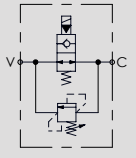
## RELIEF VALVES

Hydraulic scheme	Valve description	Valve type	Rated flow l/min (gpm)	Max. pressure bar (psi)	Installation	Main port size or cavity type	Page
	CPLN-005-DPNA	Direct acting, poppet type	1,5 (0,4)	460 (6600)	Cartridge	VP000005	1.01.010
	CPLN-010-DHNA	Direct acting, poppet type	3 (0,8)	350 (5000)	Cartridge	SAE-08-2N	1.01.020 1.01.030
	KPLN-010-DPNA	Direct acting, poppet type	3 (0,8)	350 (5000)	In line	G1/4" - G3/8"	1.01.040
	CPLN-020-DPNA	Direct acting, poppet type	20 (5)	420 (6000) 350 (5000)	Cartridge	SAE-08-2N	1.01.050 1.01.060
	KPLN-020-DPNA	Direct acting, poppet type	20 (5)	350 (5000)	In line	G1/4" - G3/8"	1.01.070
	CPLN-030-DPNA	Direct acting, poppet type	30 (8)	350 (5000)	Cartridge	VP000008	1.01.080
	CPLN-XXX-DHNA	Direct acting, poppet type	30 (8)	500 (7200)	Cartridge	VP000008	1.01.090
	CPLN-XXX-DHAA	Direct acting, poppet type	30 (8)	500 (7200)	Cartridge	VP000008	1.01.100
	KPLN-030-DPNA	Direct acting, poppet type	30 (8)	350 (5000)	In line	G3/8" - G1/2"	1.01.110
	CPLN-080-DPNA	Direct acting, poppet type	80 (21)	420 (6000)	Cartridge	VP000086	1.01.120
	KPLN-080-DPNA	Direct acting, poppet type	80 (21)	350 (5000)	In line	G1/2" - G3/4"	1.01.130
	CPLN-120-DPNA	Direct acting, poppet type	120 (32)	350 (5000)	Cartridge	VP000388	1.01.140
	CPLT-030-DPNA	Direct acting, poppet type, compensated	30 (8)	420 (6000)	Cartridge	VP000008	1.02.150
	CPLT-030-DHNA	Direct acting, poppet type, compensated	30 (8)	420 (6000)	Cartridge	VP000008	1.02.160
	CPLT-080-DHNA	Direct acting, poppet type, compensated	80 (21)	350 (5000)	Cartridge	VP000086	1.02.170
	CPLT-080-DHNA	Direct acting, poppet type, chamber vented	80 (21)	350 (5000)	Cartridge	SAE-16-3C	1.02.180
	CPLN-040-DHGD	Differential, poppet type	40 (11)	350 (5000)	Cartridge	VP000080	1.03.190
	CPLN-090-DHGA	Direct acting, poppet type	90 (24)	380 (5400)	Cartridge	VP000249	1.03.200
	CPAN-090-DHGA	Direct, poppet type, anticavitation	90 (24)	380 (5400)	Cartridge	VP000249	1.03.210
	CPLN-150-DHGD	Differential, poppet type	150 (40)	350 (5000)	Cartridge	VP000070	1.03.220
	KPLN-150-DHGD	Differential, poppet type	150 (40)	350 (5000)	In line	G1/2" - G3/4"	1.03.230
	CPLN-160-DHGA	Direct, poppet type	160 (43)	400 (5700)	Cartridge	VP000250	1.03.240
	CPAN-160-DHGA	Direct, poppet type, anticavitation	160 (43)	400 (5700)	Cartridge	VP000250	1.03.250
	CPLN-250-DHGD	Differential, poppet type	250 (66)	350 (5000)	Cartridge	VP000154	1.03.260
KPLN-250-DHGD	Differential, poppet type	250 (66)	350 (5000)	In line	G1"	1.03.270	
	CPLN-120-PSNA	Pilot operated, spool type	120 (32)	350 (5000)	Cartridge	SAE-10-2N	1.04.280
	KPLN-120-PSNA	Pilot operated, spool type	120 (32)	350 (5000)	In line	G3/8" - G1/2"	1.04.290
	CPLN-300-PSNA	Pilot operated, spool type	300 (79)	350 (5000)	Cartridge	SAE-16-2N	1.04.300
	CPLN-500-PHNA	Pilot operated, spool type	500 (132)	350 (5000)	Cartridge	SAE-20-2N	1.04.310
	CPLT-120-PSNA	Pilot operated, spool type, compensated	120 (32)	350 (5000)	Cartridge	SAE-10-2N	1.05.320
	CPLV-120-PSNA	Pilot operated, spool type	120 (32)	350 (5000)	Cartridge	SAE-10-2N	1.06.330
	CPSK-001-PPNA	Direct acting, poppet type, kick down type	1 (0,3)	350 (5000)	Cartridge	SAE-10-2N	1.07.340

# PRESSURE REDUCING VALVES


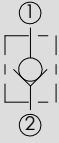
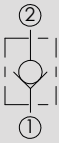




Hydraulic scheme	Valve description	Valve type	Rated flow l/min (gpm)	Max. pressure bar (psi)	Installation	Main port size or cavity type	Page
	CPRL-007-DNNR	Direct acting, reducing and relieving	5 (1,3)	350 (5000)	Cartridge	VP000016	2.01.010
	CPRL-030-DNNR	Direct acting, reducing and relieving	30 (8)	350 (5000)	Cartridge	SAE-10-3N	2.01.020
	CPRL-030-DNSR	Direct acting, reducing and relieving	30 (8)	350 (5000)	Cartridge	SAE-10-3N	2.01.030
	CPRL-030-DNSR-LN	Direct acting, reducing and relieving, panel installation	30 (8)	350 (5000)	Cartridge	SAE-10-3N	2.01.040
	KPRL-030-DNSR	Direct acting, reducing and relieving, with check valve	30 (8)	210 (3000)	In line	G3/8"	2.01.050
	KPRL-030-DNNR	Direct acting, reducing and relieving	30 (8)	250 (3600)	In line	G3/8"	2.02.080
	CPRL-060-PNNR	Pilot operated, reducing and relieving	60 (16)	350 (5000)	Cartridge	SAE-10-3N	2.02.060
	CPRL-140-PNNR	Pilot operated, reducing and relieving	140 (37)	350 (5000)	Cartridge	SAE-12-3N	2.02.070
	KPRL-060-DNNR	Pilot operated, reducing and relieving	60 (16)	250 (3600)	In line	G3/8"	2.02.080
	CPRR-060-PNNR	Pilot operated, reducing	60 (16)	350 (5000)	Cartridge	SAE-10-3N	2.03.090
	CPRR-140-PNNR	Pilot operated, reducing	140 (37)	350 (5000)	Cartridge	SAE-12-3N	2.03.100
	KPRR-140-PNNR	Pilot operated, reducing	140 (37)	250 (3600)	In line	G1/2"	2.03.110

# SEQUENCE VALVES

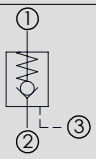
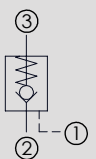
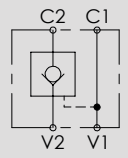
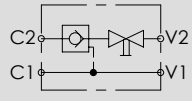
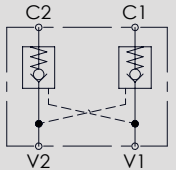
Hydraulic scheme	Valve description	Valve type	Rated flow l/min (gpm)	Max. pressure bar (psi)	Installation	Main port size or cavity type	Page
	KPSN-030-DPNA	Direct acting, stabilized piston, not compensated	30 (8)	350 (5000)	In line	G3/8"	3.01.010
	KPSN-030-DPNA	Direct acting, stabilized piston, not compensated	30 (8)	350 (5000)	In line	G1/2"	3.01.020
	CPSN-060-DPGD	Direct acting, with anti-cavitation	60 (16)	350 (5000)	Sleeve	G3/8"	3.01.030
	KPST-030-DPNA	Direct acting, stabilized piston, compensated	30 (8)	350 (5000)	In line	G3/8"	3.02.040
	KPST-030-DPNA	Direct acting, stabilized piston, compensated	30 (8)	350 (5000)	In line	G1/2"	3.02.050
	CPST-060-DHLD	Differential, compensated	60 (16)	350 (5000)	Sleeve	G3/8"	3.02.060
	CPST-100-DHLD	Differential, compensated	100 (26)	350 (5000)	Sleeve	G1/2"	3.02.070
	KPEN-020-DPLD	Direct acting, solenoid by-pass	20 (5)	350 (5000)	In line	G1/4"	3.03.080



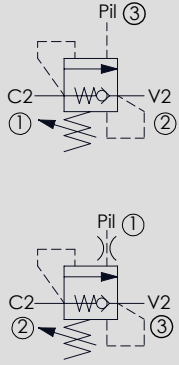
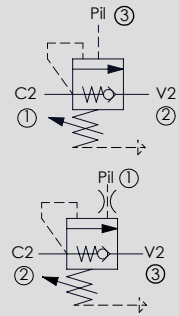
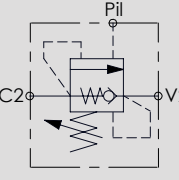
## CHECK VALVES

Hydraulic scheme	Valve description	Valve type	Rated flow l/min (gpm)	Max. pressure bar (psi)	Installation	Main port size or cavity type	Page
	CDVN-010-SSNS	Sphere type	10 (3)	350 (5000)	Cartridge	VP000216	4.01.010
	CDVN-030-PSNR	Poppet type	30 (8)	420 (6000)	Cartridge	VP000015	4.01.020
	CDVN-050-PSNR	Poppet type	50 (13)	350 (5000)	Cartridge	SAE-08-2N	4.01.030
	CDVN-060-PSNR	Poppet type	60 (16)	350 (5000)	Cartridge	VP000006	4.01.040
	CDVN-080-PSNR	Poppet type	80 (21)	350 (5000)	Cartridge	SAE-10-2N	4.01.050
	CDVN-120-PSNR	Poppet type	120 (32)	350 (5000)	Cartridge	SAE-12-2N	4.01.060
	CDVN-010-PAGS	Poppet type, monodirectional	10 (3)	500 (7200)	Cartridge	G 1/8"	4.02.070
	CDVN-020-PAGS	Poppet type, monodirectional	20 (5)	500 (7200)	Cartridge	G 1/4"	4.02.070
	CDVN-050-PAGS	Poppet type, monodirectional	50 (13)	500 (7200)	Cartridge	G 3/8"	4.02.070
	CDVN-080-PAGS	Poppet type, monodirectional	80 (21)	500 (7200)	Cartridge	G 1/2"	4.02.070
	CDVN-120-PAGS	Poppet type, monodirectional	120 (32)	500 (7200)	Cartridge	G 3/4"	4.02.070
	CDVN-010-PANS	Poppet type, monodirectional	10 (3)	500 (7200)	Cartridge	G 1/8"	4.01.080
	CDVN-020-PANS	Poppet type, monodirectional	20 (5)	500 (7200)	Cartridge	G 1/4"	4.01.080
	CDVN-050-PANS	Poppet type, monodirectional	50 (13)	500 (7200)	Cartridge	G 3/8"	4.01.080
	CDVN-080-PANS	Poppet type, monodirectional	80 (21)	500 (7200)	Cartridge	G 1/2"	4.01.080
	CDVN-120-PANS	Poppet type, monodirectional	120 (32)	500 (7200)	Cartridge	G 3/4"	4.01.080
	CDVN-015-SSNS	Sphere type, bidirectional	15 (4)	350 (5000)	Insert	G 1/4"	4.01.090
	CDVN-030-SSNS	Sphere type, bidirectional	30 (8)	350 (5000)	Insert	G 3/8"	4.01.100
	CDVN-050-SSNS	Sphere type, bidirectional	50 (13)	350 (5000)	Insert	G 1/2"	4.01.110
	CDVN-070-PSNS	Sphere type, bidirectional	70 (19)	350 (5000)	Insert	G 1/2"	4.01.120
	CDVN-120-PSNS	Sphere type, bidirectional	120 (32)	350 (5000)	Insert	G 3/4"	4.01.130
	CDVN-030-PSNC-MF	Poppet type	30 (8)	350 (5000)	Sleeve	G 1/4"	4.03.140
	CDVN-050-PSNC-MF	Poppet type	50 (13)	350 (5000)	Sleeve	G 3/8"	4.03.140
	CDVN-090-PSNC-MF	Poppet type	90 (24)	350 (5000)	Sleeve	G 1/2"	4.03.140
	CDVN-150-PSNC-MF	Poppet type	150 (40)	350 (5000)	Sleeve	G 3/4"	4.03.140
	CDVN-200-PSNC-MF	Poppet type	200 (53)	350 (5000)	Sleeve	G 1"	4.03.140
	CDVN-250-PSNC-MF	Poppet type	250 (66)	350 (5000)	Sleeve	G 1 1/4"	4.03.140
	CDVN-030-PSNC-FF	Poppet type	30 (8)	350 (5000)	Sleeve	G 1/4"	4.03.150
	CDVN-050-PSNC-FF	Poppet type	50 (13)	350 (5000)	Sleeve	G 3/8"	4.03.150
	CDVN-090-PSNC-FF	Poppet type	90 (24)	350 (5000)	Sleeve	G 1/2"	4.03.150
	CDVN-150-PSNC-FF	Poppet type	150 (40)	350 (5000)	Sleeve	G 3/4"	4.03.150
	CDVN-200-PSNC-FF	Poppet type	200 (53)	350 (5000)	Sleeve	G 1"	4.03.150
	CDVN-250-PSNC-FF	Poppet type	250 (66)	350 (5000)	Sleeve	G 1 1/4"	4.03.150
	CDVN-010-DSNS	Disk type, bidirectional, not leak proof	10 (3)	350 (5000)	Insert	G 1/4"	4.04.160
	CDVN-030-DSNS	Disk type, bidirectional, not leak proof	30 (8)	350 (5000)	Insert	G 3/8"	4.04.160
	CDVN-070-DSNS	Disk type, bidirectional, not leak proof	70 (19)	350 (5000)	Insert	G 1/2"	4.04.160

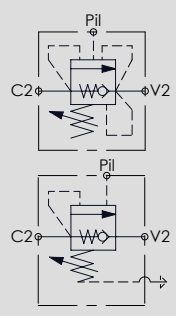
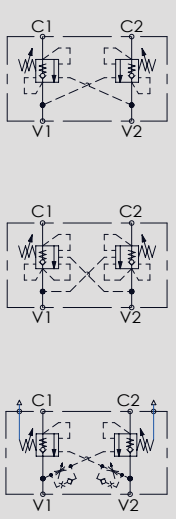
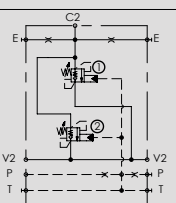
# PILOT OPERATED CHECK VALVES

Hydraulic scheme	Valve description	Valve type	Rated flow l/min (gpm)	Max. pressure bar (psi)	Installation	Main port size or cavity type	Page
	CDPN-030-PSGR	Poppet type	30 (8)	350 (5000)	Cartridge	SAE-08-3C	5.01.010
	CDPN-060-PSGR	Poppet type	60 (16)	350 (5000)	Cartridge	SAE-10-3C	5.01.020
	CDPN-060-PSGR	Poppet type	60 (16)	350 (5000)	Cartridge	VP000161 (T-11A)	5.01.030
	CDPN-120-PSGR	Poppet type	120 (32)	350 (5000)	Cartridge	VP000165 (T-2A)	5.01.040
	CDPN-030-PANR	Poppet type	30 (8)	350 (5000)	Cartridge	VP000314	5.02.050
	CDPN-030-PSNE	Poppet type, separate pilot piston	30 (8)	350 (5000)	Cartridge	VP000028	5.02.060
	CDPN-050-PSNN	Poppet type, separate pilot piston	50 (13)	350 (5000)	Cartridge	VP000193	5.02.070
	CDPN-060-PSNN	Poppet type, separate pilot piston	60 (16)	350 (5000)	Cartridge	VP000038	5.02.080
	MCSN-020-SLAC	Single acting, poppet type	20 (5)	350 (5000)	In line	G 1/4"	5.03.090
	MCSN-030-TLNS	Single acting, poppet type	30 (8)	350 (5000)	In line	G 3/8"	5.03.100
	MCSN-030-TANS	Single acting, poppet type	30 (8)	350 (5000)	Flanged	G 3/8"	5.03.110
	MCSN-060-TLNS	Single acting, poppet type	60 (16)	350 (5000)	In line	G 1/2"	5.03.120
	MCSN-060-TANS	Single acting, poppet type	60 (16)	350 (5000)	Flanged	G 1/2"	5.03.130
	MCSN-100-TLNS	Single acting, poppet type	100 (26)	350 (5000)	In line	G 3/4"	5.03.140
	MCSN-020-TLLC	Single acting, manual shut off, left version	20 (5)	210 (3000)	In line	G 3/8"	5.04.150
	MCSN-020-TLRC	Single acting, manual shut off, right version	20 (5)	210 (3000)	In line	G 3/8"	5.04.160
	MCDN-020-SLAS	Double acting, poppet type	20 (5)	350 (5000)	In line	G 1/4"	5.05.170
	MCDN-020-SLAS	Double acting, poppet type, steel body	20 (5)	350 (5000)	In line	G 3/8"	5.05.180
	MCDN-020-PLGS	Double acting, poppet type, with banjo	20 (5)	350 (5000)	In line	G 3/8"	5.05.190
	MCDN-030-TLNS	Double acting, poppet type	30 (8)	350 (5000)	In line	G 3/8"	5.05.200
	MCDN-030-ZBNS	Double acting, poppet type	30 (8)	350 (5000)	Flanged	G 3/8"	5.05.210
	MCDN-030-TBNS	Double acting, poppet type	30 (8)	350 (5000)	Flanged	G 1/4"	5.05.220
	MCDN-030-SBNS	Double acting, poppet type, steel body	30 (8)	350 (5000)	Flanged	G 3/8"	5.05.230
	MCDN-060-TLNS	Double acting, poppet type	60 (16)	350 (5000)	In line	G 1/2"	5.05.240
	MCDN-060-TBNS	Double acting, poppet type	60 (16)	350 (5000)	Flanged	G 1/2"	5.05.250
	MCDN-100-LLNR	Double acting, poppet type	100 (26)	350 (5000)	In line	G 3/4"	5.05.260

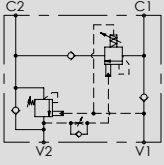
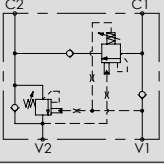
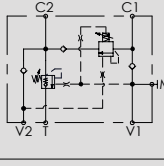
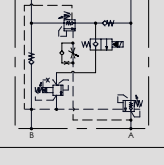
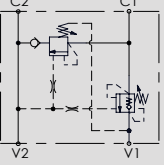
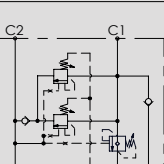
# OVERCENTRE VALVES

Hydraulic scheme	Valve description	Valve type	Rated flow l/min (gpm)	Max. pressure bar (psi)	Installation	Main port size or cavity type	Page
	CBSN-030-PARH	Poppet type	30 (8)	350 (5000)	Cartridge	SAE-08-3C	6.01.010
	CBSN-040-DCNH	Differential area	40 (11)	350 (5000)	Cartridge	VP000174	6.01.020
	CBSN-060-DARH	Poppet type, differential area	60 (16)	350 (5000)	Cartridge	SAE-10-3C	6.01.030
	CBSN-060-DSRH	Poppet type, differential area	60 (16)	350 (5000)	Cartridge	VP000161 (T-11A)	6.01.040
	CBSN-060-DCNH	Differential area	60 (16)	350 (5000)	Cartridge	VP000121	6.01.050
	CBSN-100-DCNH	Differential area	100 (26)	350 (5000)	Cartridge	VP000120	6.01.060
	CBSN-120-DSRH	Poppet type, differential area	120 (32)	350 (5000)	Cartridge	VP000165 (T-2A)	6.01.070
	CBSN-120-DARH	Poppet type, differential area	120 (32)	350 (5000)	Cartridge	SAE-12-3C	6.01.080
	CBSN-150-DCNH	Differential area	150 (40)	350 (5000)	Cartridge	VP000128	6.01.090
	CBSN-240-DSGH	Poppet type, differential area	240 (63)	420 (6000)	Cartridge	VP000166 (T-17A)	6.01.100
	CBSN-300-DCNH	Differential area	300 (79)	350 (5000)	Cartridge	VP000127	6.01.110
	CBSN-320-DARH	Poppet type, differential area	320 (85)	350 (5000)	Cartridge	SAE-20-3C	6.01.120
	CBST-030-PARH	Poppet type, fully compensated	30 (8)	350 (5000)	Cartridge	SAE-08-3C	6.03.130
	CBST-040-DCNH	Differential area, relief and pilot compensated	40 (11)	350 (5000)	Cartridge	VP000174	6.03.140
	CBST-100-DCNH	Differential area, relief and pilot compensated	100 (26)	350 (5000)	Cartridge	VP000120	6.03.150
	CBST-150-DCNH	Differential area, relief and pilot compensated	150 (40)	350 (5000)	Cartridge	VP000128	6.03.160
	CBST-300-DCNH	Differential area, relief and pilot compensated	300 (79)	350 (5000)	Cartridge	VP000127	6.03.170
	MBSN-040-ALNP	Single acting	40 (11)	350 (5000)	In line	G 1/4"	6.04.180
	MBSN-040-ZLNA	Single acting	40 (11)	350 (5000)	In line	G 3/8"	6.04.190
	MBSN-040-AANP	Single acting, one flanged ports	40 (11)	350 (5000)	In line	G 1/4"	6.04.200
	MBSN-040-ZDNA	Single acting, all flanged ports	40 (11)	350 (5000)	In line	Ø 8	6.04.210
	MBSN-040-APNR	Single acting, banjo mounting	40 (11)	350 (5000)	In line	G 3/8"	6.04.220
	MBSN-060-ALNR	Single acting	60 (16)	350 (5000)	In line	G 3/8"	6.04.230
	MBSN-060-ALNE	Single acting	60 (16)	350 (5000)	In line	G 3/8"	6.04.240
	MBSN-060-ZLSE	Single acting	60 (16)	350 (5000)	In line	G 1/2"	6.04.250
	MBSN-060-ALNE	Single acting	60 (16)	350 (5000)	In line	G 1/2"	6.04.260
	MBSN-060-ZLNA	Single acting, in line ports	60 (16)	350 (5000)	In line	G 1/2"	6.04.270
	MBSN-060-AANR	Single acting, one flanged port	60 (16)	350 (5000)	Flanged	G 3/8"	6.04.280
	MBSN-060-AATV	Single acting, one flanged port	60 (16)	350 (5000)	Flanged	G 3/8"	6.04.290
	MBSN-060-ABNP	Single acting, two flanged ports	60 (16)	350 (5000)	Flanged	G 3/8"	6.04.300
	MBSN-060-ABNP	Single acting, two flanged ports	60 (16)	350 (5000)	Flanged	G 1/2"	6.04.310
	MBSN-150-ALNV	Single acting	150 (40)	350 (5000)	In line	G 1/2"	6.04.320
	MBSN-150-ALNV	Single acting	150 (40)	350 (5000)	In line	G 3/4"	6.04.330
	MBSN-150-AANV	Single acting, one flanged port	150 (40)	350 (5000)	Flanged	G 3/4"	6.04.340
	MBSN-150-ABNV	Single acting, two flanged ports	150 (40)	350 (5000)	Flanged	G 1/2"	6.04.350
	MBSN-150-ABNV	Single acting, two flanged ports	150 (40)	350 (5000)	Flanged	G 3/4"	6.04.360
	MBSN-300-ZLNP	Single acting	300 (79)	350 (5000)	In line	G 1"	6.04.370

# OVERCENTRE VALVES

Hydraulic scheme	Valve description	Valve type	Rated flow l/min (gpm)	Max. pressure bar (psi)	Installation	Main port size or cavity type	Page
	MBSP-060-ZLSE	Single acting, relief compensated	60 (16)	350 (5000)	In line	G 3/8"	6.05.380
	MBSP-060-ALNP	Single acting, relief compensated	60 (16)	350 (5000)	In line	G 3/8"	6.05.390
	MBSP-060-ALNE	Single acting, relief compensated	60 (16)	350 (5000)	In line	G 1/2"	6.05.400
	MBSP-060-ABNE	Single acting, two flanged ports, relief compens.	60 (16)	350 (5000)	Flanged	G 3/8"	6.05.410
	MBSP-060-ABNP	Single acting, two flanged ports, relief compens.	60 (16)	350 (5000)	Flanged	G 1/2"	6.05.420
	MBSP-150-ZLSE	Single acting	150 (40)	350 (5000)	In line	G 3/4"	6.05.430
	MBST-150-AANV	Single acting, one flanged port, relief compens.	150 (40)	350 (5000)	Flanged	G 3/4"	6.06.440
	MBST-150-ABNV	Single acting, two flanged ports, fully compens.	150 (40)	350 (5000)	Flanged	G 1/2"	6.06.450
	MBST-150-ABNV	Single acting, two flanged ports, fully compens.	150 (40)	350 (5000)	Flanged	G 3/4"	6.06.460
		MBDN-040-ALNP	Double acting	40 (11)	350 (5000)	In line	G 1/4"
MBDN-040-ALNR		Double acting	40 (11)	350 (5000)	In line	G 1/4"	6.07.480
MBDN-040-ZLNN		Double acting	40 (11)	350 (5000)	In line	G 3/8"	6.07.490
MBDN-040-AANR		Double acting, one flanged port	40 (11)	350 (5000)	Flanged	G 1/4"	6.07.500
MBDN-040-ABNP		Double acting, two flanged ports	40 (11)	350 (5000)	Flanged	G 1/4"	6.07.510
MBDN-040-ABNR		Double acting, two flanged ports	40 (11)	350 (5000)	Flanged	G 1/4"	6.07.520
MBDN-040-ABNV		Double acting, two flanged ports	40 (11)	350 (5000)	Flanged	G 3/8"	6.07.530
MBDN-040-ZBNN		Double acting, two flanged ports	40 (11)	350 (5000)	Flanged	G 3/8"	6.07.540
MBDN-040-ZDNA		Double acting, all flanged ports	40 (11)	350 (5000)	Flanged	Ø 8	6.07.550
MBDN-060-ALNR		Double acting	60 (16)	350 (5000)	In line	G 3/8"	6.07.560
MBDN-060-ALNR		Double acting	60 (16)	350 (5000)	In line	G 1/2"	6.07.570
MBDN-060-ZLDE		Double acting	60 (16)	350 (5000)	In line	G 1/2"	6.07.580
MBDN-060-AANR		Double acting, one flanged port	60 (16)	350 (5000)	Flanged	G 3/8"	6.07.590
MBDN-060-ABNR		Double acting, two flanged ports	60 (16)	350 (5000)	Flanged	G 3/8"	6.07.600
MBDN-060-ABNR		Double acting, two flanged ports	60 (16)	350 (5000)	Flanged	G 1/2"	6.07.610
MBDN-060-ZDNA		Double acting, all flanged ports	60 (16)	350 (5000)	Flanged	Ø10	6.07.620
MBDN-100-ALDE		Double acting	100 (26)	350 (5000)	In line	G 1/2"	6.07.630
MBDN-100-ABNR		Double acting, two flanged ports	100 (26)	350 (5000)	Flanged	Ø9	6.07.640
MBDN-150-ZLDE		Double acting	150 (40)	350 (5000)	In line	G 3/4"	6.07.650
MBDN-150-ZLNP		Double acting	150 (40)	350 (5000)	In line	G 3/4"	6.07.660
MBDN-150-ZBNV		Double acting, two flanged ports	150 (40)	350 (5000)	Flanged	G 3/4"	6.07.670
MBDN-300-ZLNR		Double acting	300 (79)	350 (5000)	In line	G 1"	6.07.680
MBDP-060-ALNR		Double acting, relief compensated	60 (16)	350 (5000)	In line	G 3/8"	6.08.690
MBDP-060-ALNR		Double acting, relief compensated	60 (16)	350 (5000)	In line	G 1/2"	6.08.700
MBDP-060-ZLDE		Double acting, relief compensated	60 (16)	350 (5000)	In line	G 1/2"	6.08.710
MBDP-150-ZLDE		Double acting, relief compensated	150 (40)	350 (5000)	In line	G 3/4"	6.08.720
MBDT-150-ZBNV	Double acting, two flanged ports, fully compens.	150 (40)	350 (5000)	Flanged	G 3/4"	6.09.730	
	MBDN-500-ABNR	Double acting	500 (132)	420 (6000)	Flanged	1 1/4" SAE 6000	6.10.740
	MBDN-500-ABNR	Double acting	500 (132)	420 (6000)	Flanged	1 1/4" SAE 6000	6.10.750

# REGENERATIVE VALVES

Hydraulic scheme	Valve description	Valve type	Rated flow l/min (gpm)	Max. pressure bar (psi)	Installation	Main port size or cavity type	Page
	MRSN-060-ZBNV	Single overcentre with regenerative	60 (16)	350 (5000)	Flanged	G 3/8"	7.01.010
	MRSN-060-ZLNP	Single overcentre with regenerative	60 (16)	350 (5000)	In line	G 1/2"	7.02.020
	MRSN-150-ZLNV	Single overcentre with regenerative	150 (40)	350 (5000)	In line	G 1/2"	7.03.030
	MRDN-100-ZLNV	Double overcentre with regenerative	100 (26)	350 (5000)	In line	G 3/4"	7.04.040
	MRSN-300-ABNV	Single overcentre with regenerative	300 (79)	420 (6000)	Flanged	3/4" SAE 6000	7.05.050
	MRSN-300-ABNE	Single overcentre with double regenerative	300 (79)	420 (6000)	Flanged	1"-1/4 SAE 6000	7.06.060

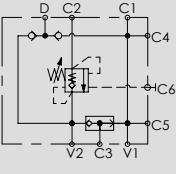
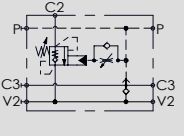
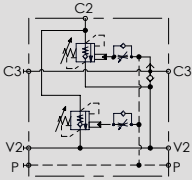
# HYDRAULIC MOTOR, ACTUATOR, AND WINCH VALVES



Hydraulic scheme	Valve description	Valve type	Rated flow l/min (gpm)	Max. pressure bar (psi)	Installation	Main port size or cavity type	Page
	MADN-030-TLNR	Double antishock	30 (8)	350 (5000)	In line	G 3/8"	8.01.010
	MADN-030-TLNR	Double antishock	30 (8)	350 (5000)	In line	G 1/2"	8.01.020
	MADN-030-TBNR	Double antishock, for SD OMP-OMR	30 (8)	210 (3000)	Flanged	G 1/2"	8.01.030
	MADN-080-TLNR	Double antishock	80 (21)	350 (5000)	In line	G 1/2"	8.01.040
	MADN-040-LLNR	Dual cross over and anticavitation relief	40 (11)	210 (3000)	In line	G 1/2"	8.02.050
	MADN-080-LLNR	Dual cross over and anticavitation relief	80 (21)	250 (3600)	In line	G 3/4"	8.03.060
	MBDN-055-GLNR	Counterbalance, dual acting	55 (15)	350 (5000)	In line	G 3/8"	8.04.070
	MBDN-055-GLSF	Counterbalance, dual acting, with brake release	55 (15)	350 (5000)	In line	G 3/8"	8.05.080
	MFLN-150-RFSR	Flushing	150 (40)	420 (6000)	Flanged	Ø13	8.06.090
	MFLN-200-RFSR	Flushing	200 (53)	420 (6000)	Flanged	Ø19	8.06.100
	MFLN-500-RFSR	Flushing	500 (132)	420 (6000)	Flanged	Ø25	8.06.110
	MBSN-060-ZMSF	Single acting, brake release, for SD OMS motor	60 (16)	350 (5000)	Flanged	G 1/2"	8.07.120
	MBSN-060-ZMSF	Single acting, brake release, for SD OMP motor	60 (16)	350 (5000)	Flanged	G 1/2"	8.07.130
	MBDN-060-ALSF	Dual acting, brake release	60 (16)	350 (5000)	In line	G 3/8"	8.08.140
	MBDN-060-ALSF	Dual acting, brake release	60 (16)	350 (5000)	In line	G 1/2"	8.08.150
	MBDN-060-LMSF	Dual acting, brake release	60 (16)	250 (3600)	Flanged	Ø9	8.08.160
	MBDN-060-ZMNR	Dual acting, brake release	60 (16)	250 (3600)	Flanged	1/2" SAE 6000	8.08.170
	MBDN-060-ABSF	Dual acting, brake release	60 (16)	350 (5000)	Flanged	G 1/2"	8.08.180
	MBDN-060-LMSF	Dual acting, brake release, for SD OMS motor	60 (16)	250 (3600)	Flanged	G 1/2"	8.08.190
	MBDN-060-LMSF	Dual acting, brake release, for SD OMP motor	60 (16)	250 (3600)	Flanged	G 1/2"	8.08.200
	MBDN-060-AMSF	Dual acting, brake release, for SAM BR motor	60 (16)	350 (5000)	Flanged	G 1/2"	8.08.210
	MBDN-060-AMSF	Dual acting, brake release, for SAM HR motor	60 (16)	350 (5000)	Flanged	G 1/2"	8.08.220
		MBDN-060-AMSR	Dual acting, brake release, for BR A2FE 28-32	60 (16)	420 (6000)	Flanged	1/2" SAE 6000
MBDN-100-AMSR		Dual acting, brake release, for BR A2FE 28-32	100 (26)	420 (6000)	Flanged	1/2" SAE 6000	8.09.240
MBDN-150-AMSR		Dual acting, brake release, for BR A2FE 45-56-63	150 (40)	420 (6000)	Flanged	3/4" SAE 6000	8.09.250
MBDN-150-AMSR		Dual acting, brake release, for BR A2FE 80-90	150 (40)	420 (6000)	Flanged	1" SAE 6000	8.09.260
MBDN-300-AMSR		Dual acting, brake release, for BR A2FE 80-90	300 (79)	420 (6000)	Flanged	1" SAE 6000	8.09.270
MBDN-320-AMSR		Dual acting, brake release, for BR A2FE 107-125-160-180	320 (85)	350 (5000)	Flanged	1-1/4" SAE 6000	8.09.280



# HYDRAULIC MOTOR, ACTUATOR, AND WINCH VALVES

Hydraulic scheme	Valve description	Valve type	Rated flow l/min (gpm)	Max. pressure bar (psi)	Installation	Main port size or cavity type	Page
	MBSN-100-ZMSF	Single acting for winches, pilot assisted, for SD OMS motor	100 (26)	350 (5000)	Flanged	G 1/2"	8.10. <b>290</b>
	MBSN-250-AMSF	Single acting for winches, brake release	250 (66)	500 (7200)	Flanged	3/4" SAE 6000	8.11. <b>300</b>
	MBSN-300-AMSF	Single acting for winches, brake release	300 (79)	500 (7200)	Flanged	1" SAE 6000	8.11. <b>310</b>
	MBSN-300-AMSF	Single acting for winches, brake release	300 (79)	500 (7200)	Flanged	1-1/4" SAE 6000	8.11. <b>320</b>
	MBDN-500-AMSF	Double acting for winches, brake release	500 (132)	500 (7200)	Flanged	1-1/4" SAE 6000	8.12. <b>330</b>



# MOTION CONTROL VALVES



Hydraulic scheme	Valve description	Valve type	Rated flow l/min (gpm)	Max. pressure bar (psi)	Installation	Main port size	Page
	MNDN-040-LLST	Stabilized	40 (11)	300 (4300)	In line	G 3/8"	9.01.010
	MNDN-120-LLST	Stabilized	120 (32)	300 (4300)	In line	G 3/4"	9.01.020
	MNDN-200-LLST	Stabilized	200 (53)	300 (4300)	In line	G 1"	9.01.030
	MNDN-040-LLSV	Stabilized, with brake release	40 (11)	300 (4300)	In line	G 3/8"	9.02.040
	MNDN-120-LLSV	Stabilized, with brake release	120 (32)	300 (4300)	In line	G 3/4"	9.02.050
	MNDN-200-LLSV	Stabilized, with brake release	200 (53)	300 (4300)	In line	G 1"	9.02.060
	MNDN-040-LLPT	Stabilized and brake, dual setting	40 (11)	300 (4300)	In line	G 3/8"	9.03.070
	MNDN-120-LLPT	Stabilized and brake, dual setting	120 (32)	300 (4300)	In line	G 3/4"	9.03.080
	MNDN-200-LLPT	Stabilized and brake, dual setting	200 (53)	300 (4300)	In line	G 1"	9.03.090
	MNDN-040-LLPV	Stabilized and brake, dual setting, with brake release	40 (11)	300 (4300)	In line	G 3/8"	9.03.100
	MNDN-120-LLPV	Stabilized and brake, dual setting, with brake release	120 (32)	300 (4300)	In line	G 3/4"	9.03.110
	MNDN-200-LLPV	Stabilized and brake, dual setting, with brake release	200 (53)	300 (4300)	In line	G 1"	9.03.120

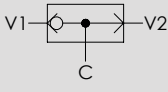
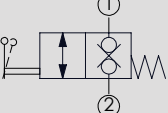
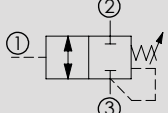
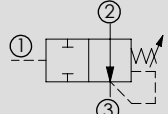
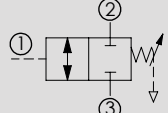
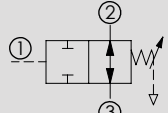
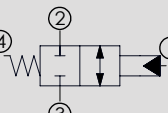
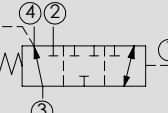
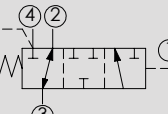
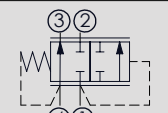
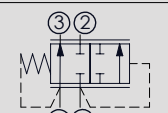
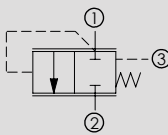


## CHECK AND METERING VALVES

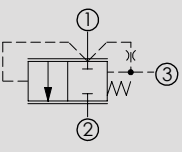
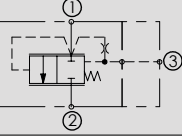
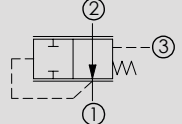
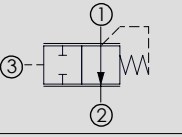
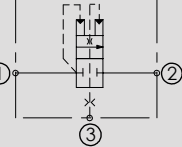


Hydraulic scheme	Valve description	Valve type	Rated flow l/min (gpm)	Max. pressure bar (psi)	Installation	Main port size or cavity type	Page
	MLST-040-ALGR	Right version	40 (11)	420 (6000)	In line	G 3/8"	10.01.010
	MLST-040-ALGL	Left version	40 (11)	420 (6000)	In line	G 3/8"	10.01.020
	MLST-100-ALGR	Right version	100 (26)	420 (6000)	In line	G 1/2"	10.01.030
	MLST-100-ALGL	Left version	100 (26)	420 (6000)	In line	G 1/2"	10.01.040
	MLST-150-ALGR	Right version	150 (40)	420 (6000)	In line	G 3/4"	10.01.050
	MLST-150-ALGL	Left version	150 (40)	420 (6000)	In line	G 3/4"	10.01.060
	MLST-100-AAGN	Right and left version	100 (26)	420 (6000)	Flanged	1/2" SAE 6000	10.02.070
	MLST-150-AAGN	Right and left version	150 (40)	420 (6000)	Flanged	1/2" SAE 6000	10.02.080
	MLST-200-AAGR	Right and left version	250 (66)	420 (6000)	Flanged	3/4" SAE 6000	10.02.090
	MLST-200-AAGR	Right and left version	250 (66)	420 (6000)	Flanged	1" SAE 6000	10.02.100
	MLTT-300-AAGR	Right and left version	350 (93)	420 (6000)	Flanged	3/4" SAE 6000	10.02.110
	MLST-300-AAGR	Right and left version	400 (106)	420 (6000)	Flanged	1" SAE 6000	10.02.120
	MLST-300-AAGN	Right and left version	500 (132)	420 (6000)	Flanged	1"1/4 SAE 6000	10.02.130
	MLST-500-AAJN	Right and left version	500 (132)	420 (6000)	Flanged	3/4" SAE 6000	10.03.140
	MLST-500-AAGN	Right and left version	500 (132)	420 (6000)	Flanged	1" SAE 6000	10.03.150
	MLST-550-AAGN	Right and left version	550 (146)	420 (6000)	Flanged	1"1/4 SAE 6000	10.03.160
	MLLT-700-AAGN	Right and left version	700 (185)	420 (6000)	Flanged	1"1/4 SAE 6000	10.03.170
	MLST-700-AAGN	Right and left version	700 (185)	420 (6000)	Flanged	1"1/2 SAE 6000	10.03.180
	MLST-1400-AAGN	Right and left version	1400 (370)	420 (6000)	Flanged	1"1/2 SAE 6000	10.04.190
	MLST-1400-AAGR	Right version	1400 (370)	420 (6000)	Flanged	2" SAE 6000	10.04.200
	MLST-1400-AAGL	Left version	1400 (370)	420 (6000)	Flanged	2" SAE 6000	10.04.210
	MLST-1500-AAGR	Right version	1500 (396)	420 (6000)	Flanged	2" SAE 6000 3" SAE 6000	10.04.220
	MLST-1500-AAGL	Left version	1500 (396)	420 (6000)	Flanged	2" SAE 6000 3" SAE 6000	10.04.230
	MLNT-250-AAGN	Right and left version	250 (66)	420 (6000)	Flanged	3/4" SAE 6000	10.04.240
	MLNT-350-AAGN	Right and left version	350 (93)	420 (6000)	Flanged	1" SAE 6000	10.04.250
	MLNT-500-AAGN	Right and left version	500 (132)	420 (6000)	Flanged	1"1/4 SAE 6000	10.04.260

# SHUTTLE AND LOGIC ELEMENTS

Hydraulic scheme	Valve description	Valve type	Rated flow l/min (gpm)	Max. pressure bar (psi)	Installation	Main port size or cavity type	Page
	CDSN-005-SSNS	Shuttle	5 (1,3)	350 (5000)	Insert	VP000018	11.01.010
	CDSN-030-SSNS	Shuttle	30 (8)	350 (5000)	Insert	VP000079	11.01.020
	MDSN-050-SSNR	Shuttle	50 (13)	350 (5000)	In line	G 1/4"	11.01.030
	CDML-040-LBVD	Direct acting, manually operated	40 (11)	350 (5000)	Cartridge	VP000338	11.02.040
	CDLN-040-CCTC	Direct acting, spool type	40 (11)	350 (5000)	Cartridge	SAE-10-3N	11.03.050
	CDLN-040-CCTE	Direct acting, spool type	40 (11)	350 (5000)	Cartridge	SAE-10-3N	11.04.060
	CDLN-040-CCVC	Direct acting, spool type	40 (11)	350 (5000)	Cartridge	SAE-10-3N	11.05.070
	CDLN-040-CCVE	Direct acting, spool type	40 (11)	350 (5000)	Cartridge	SAE-10-3N	11.06.080
	CDLC-150-CCTB	Direct acting, spool type	150 (40)	350 (5000)	Cartridge	SAE-12-4N	11.07.090
	CDLN-040-CDTK	Direct acting, spool type	40 (11)	350 (5000)	Cartridge	SAE-10-4N	11.08.100
	CDLN-040-CDTH	Direct acting, spool type	40 (11)	350 (5000)	Cartridge	SAE-10-4N	11.09.110
	CDLN-040-CDPB	Direct acting, spool type	40 (11)	350 (5000)	Cartridge	SAE-10-4N	11.10.120
	CDLN-120-CDPB	Direct acting, spool type	120 (32)	350 (5000)	Cartridge	SAE-12-4N	11.10.130
	CDLN-100-SCPC	Normally closed, spool type	100 (26)	350 (5000)	Cartridge	VP000198	11.11.140
	CDLN-100-SCPC	Normally closed, spool type, adjustable setting	100 (26)	350 (5000)	Cartridge	VP000198	11.11.150
	CDLN-160-SCTC	Normally closed, spool type	160 (43)	350 (5000)	Cartridge	VP000065	11.11.160
	CDLN-300-SCTC	Normally closed, spool type	300 (79)	350 (5000)	Cartridge	VP000058	11.11.170
	CDLN-500-SCTC	Normally closed, spool type	500 (132)	350 (5000)	Cartridge	VP000178	11.11.180

# SHUTTLE AND LOGIC ELEMENTS

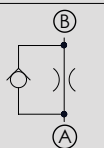
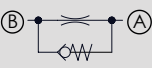
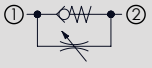

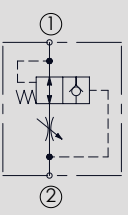
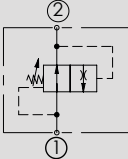
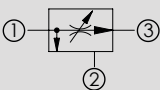
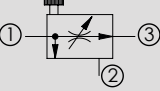
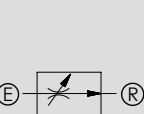
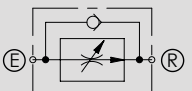
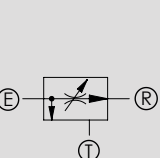
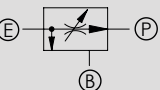
Hydraulic scheme	Valve description	Valve type	Rated flow l/min (gpm)	Max. pressure bar (psi)	Installation	Main port size or cavity type	Page
	CDLN-100-SCPD	Normally closed, spool type with internal orifice	100 (26)	350 (5000)	Cartridge	VP000198	11.12.190
	CDLN-160-SCTD	Normally closed, spool type with internal orifice	160 (43)	350 (5000)	Cartridge	VP000065	11.12.200
	CDLN-300-SCTD	Normally closed, spool type with internal orifice	300 (79)	350 (5000)	Cartridge	VP000058	11.12.210
	CDLN-500-SCTD	Normally closed, spool type with internal orifice	500 (132)	350 (5000)	Cartridge	VP000178	11.12.220
	CDLN-500-PCPS	Normally closed, poppet type, externally piloted	500 (132)	350 (5000)	Cartridge	VP000189	11.13.230
	CDLN-060-SCPR	Normally open, spool type	60 (16)	350 (5000)	Cartridge	VP000198	11.14.240
	CDLN-100-SBPE	Normally open, spool type	100 (26)	350 (5000)	Cartridge	VP000330	11.15.250
	CDLN-200-SBPE	Normally open, spool type	200 (53)	350 (5000)	Cartridge	VP000204	11.15.260
	CDLN-380-SBPE	Normally open, spool type	380 (100)	350 (5000)	Cartridge	VP000330	11.15.270
	CDLN-160-SCTS	Normally closed, spool type, kick down type	160 (43)	350 (5000)	Cartridge	VP000065	11.16.280

# FLOW DIVIDERS AND COMBINERS



Hydraulic scheme	Valve description	Valve type	Rated flow l/min (gpm)	Max. pressure bar (psi)	Installation	Main port size or cavity type	Page
	CFDT-055-BRAR	Spool type, divider and combiner	55 (15)	350 (5000)	Cartridge	SAE-10-4N	12.01.010
	CFDT-160-BFRR	Spool type, divider and combiner	160 (43)	350 (5000)	Cartridge	SAE-16-4N	12.01.020
	MFDT-040-BFTR	Spool type, divider and combiner	40 (11)	210 (3000)	In line	G 3/8" - G 1/2"	12.02.030
	MFDT-150-BFLR	Spool type, divider and combiner	150 (40)	210 (3000)	In line	G 1" - G 3/4"	12.02.040
	KFDT-055-BFAR	Spool type, divider and combiner	55 (15)	210 (3000)	In line	G 1/4" - G 3/8" - G 1/2"	12.02.050

# FLOW CONTROL VALVES

Hydraulic scheme	Valve description	Valve type	Rated flow l/min (gpm)	Max. pressure bar (psi)	Installation	Main port size or cavity type	Page
	CFFN-015-MFSR	Disk type, double mounting	15 (4)	350 (5000)	Insert	G 1/4"	13.01.010
	CFFN-030-MFSR	Disk type, double mounting	30 (8)	350 (5000)	Insert	G 3/8"	13.01.020
	CFFN-070-MFSR	Disk type, double mounting	70 (19)	350 (5000)	Insert	G 1/2"	13.01.030
	CDFN-010-PSNC	Poppet type	10 (3)	350 (5000)	Sleeve	G 1/4"	13.02.040
	CFSN-040-MHRR	Not compensated	40 (11)	350 (5000)	Cartridge	SAE-08-2N	13.03.050
	CFSN-040-BHRR	Not compensated	40 (11)	350 (5000)	Cartridge	SAE-08-2N	13.04.060
	CFSN-070-BHRR	Not compensated	70 (19)	350 (5000)	Cartridge	SAE-10-2N	13.04.070
	CFHN-030-MHST	Hose burst valve	25 (7)	350 (5000)	Insert	G 1/4"	13.05.080
	CFHN-050-MHST	Hose burst valve	50 (13)	350 (5000)	Insert	G 3/8"	13.05.080
	CFHN-080-MHST	Hose burst valve	80 (21)	350 (5000)	Insert	G 1/2"	13.05.080
	CFHN-160-MHST	Hose burst valve	160 (42)	350 (5000)	Insert	G 3/4"	13.05.080
	CFHN-200-MHST	Hose burst valve	250 (66)	350 (5000)	Insert	G 1"	13.05.080
	CFST-010-MDST	Two ways compensated	10 (3)	350 (5000)	Insert	G 1/4"	13.06.090
	CFST-025-MDST	Two ways compensated	25 (7)	350 (5000)	Insert	G 3/8"	13.06.090
	CFST-070-MDST	Two ways compensated	67 (18)	350 (5000)	Insert	G 1/2"	13.06.090
	CFST-150-MDST	Two ways compensated	150 (40)	350 (5000)	Insert	G 3/4"	13.06.090
	CFCT-060-MHRR	Three ways combination	60 (16)	350 (5000)	Cartridge	SAE-10-3N	13.07.100
	CFPT-140-MVRR	Three ways combination	140 (37)	350 (5000)	Cartridge	SAE-16-3N	13.08.110
	MFST-030-RVTR-30	Two ways compensated	30 (8)	210-350 (3000-5000)	In line	G 3/8"	13.09.120
	MFST-055-RVTR-55	Two ways compensated	55 (15)	210-350 (3000-5000)	In line	G 1/2"	13.09.130
	MFST-090-RPZR	Two ways compensated	90 (24)	210 (3000)	In line	G 1/2"	13.09.140
	MFST-090-RVTR-90	Two ways compensated	90 (24)	210-350 (3000-5000)	In line	G 3/4"	13.09.150
	MFST-190-RVTR-19	Two ways compensated	190 (50)	210-350 (3000-5000)	In line	G 1"	13.09.160
	MFST-055-VVTR	Two ways compensated with check valve	55 (15)	210 (3000)	In line	G 1/2"	13.10.170
	MFCT-055-RVTR-30	Three ways compensated	55 (15)	210-350 (3000-5000)	In line	G 3/8"	13.11.180
	MFCT-090-RVTR-55	Three ways compensated	90 (24)	210-350 (3000-5000)	In line	G 1/2"	13.11.190
	MFCT-090-RPZR	Three ways compensated	90 (24)	210 (3000)	In line	G 1/2"	13.11.200
	MFCT-150-RVTR-90	Three ways compensated	150 (40)	210-350 (3000-5000)	In line	G 3/4"	13.11.210
	MFCT-280-RVTR-19	Three ways compensated	280 (74)	210-350 (3000-5000)	In line	G 1"	13.11.220
	MFPT-090-RVTR	Pressure compensated, priority flow regulator	90 (24)	210 (3000)	In line	G 1/2"	13.11.230
	MFPT-090-RPZR	Pressure compensated, priority flow regulator	90 (24)	210 (3000)	In line	G 1/2"	13.11.240

# FLOW CONTROL VALVES



Hydraulic scheme	Valve description	Valve type	Rated flow l/min (gpm)	Max. pressure bar (psi)	Installation	Main port size or cavity type	Page
	MFCT-090-RVTN	Three ways compensated	90 (24)	210 (3000)	In line	G 1/2"	13.11. <b>250</b>
	MFCT-090-VPZR	Three ways compensated with check valve	90 (24)	210 (3000)	In line	G 1/2"	13.12. <b>260</b>
	MFCT-090-LPZR	Three ways compensated with relief valve	90 (24)	210 (3000)	In line	G 1/2"	13.13. <b>270</b>
	MFCT-090-TPZR	Three ways compensated by pass check valve	90 (24)	210 (3000)	In line	G 1/2"	13.14. <b>280</b>
	MFCT-090-MPTR	Three ways with relief valve and electric unloading	90 (24)	210 (3000)	In line	G 1/2"	13.15. <b>290</b>
	MFCT-280-MVTR	Three ways with relief valve and electric unloading	280 (74)	210 (3000)	In line	G 1"	13.16. <b>300</b>
	BPND-025-LLET	Solenoid operated valves	25 (7)	350 (5000)	In line	G 1/2"	13.17. <b>310</b>
	MFCT-150-LHTR	Three ways compensated with relief valve	150 (40)	210 (3000)	In line	G 1"	13.18. <b>320</b>
	MFPT-100-RHAR	Pressure compensated, priority flow regulator	100 (26)	350 (5000)	In line	G 1/2"	13.19. <b>330</b>
	MFPT-200-RHAR	Pressure compensated, priority flow regulator	200 (53)	350 (5000)	In line	G 3/4"	13.20. <b>340</b>
	MFPT-300-RHAR	Pressure compensated, priority flow regulator	300 (79)	350 (5000)	In line	G 1"	13.20. <b>350</b>
	MFPT-100-MHAR	Pressure compensated, priority flow regulator	100 (26)	350 (5000)	In line	G 1/2"	13.21. <b>360</b>
	MFPT-200-MHAR	Pressure compensated, priority flow regulator	200 (53)	350 (5000)	In line	G 3/4"	13.21. <b>370</b>
	MFPT-300-MHAR	Pressure compensated, priority flow regulator	300 (79)	350 (5000)	In line	G 1"	13.21. <b>380</b>
	MFPT-400-MHAR	Pressure compensated, priority flow regulator	400 (106)	350 (5000)	In line	G 1" 1/4	13.22. <b>390</b>

# FLOW CONTROL VALVES



Hydraulic scheme	Valve description	Valve type	Rated flow l/min (gpm)	Max. pressure bar (psi)	Installation	Main port size or cavity type	Page
	MFTT-100-MHAR	Pressure compensated, priority flow regulator	2x100 (2x26)	350 (5000)	In line	G 1/2"	13.23.400
	MFTT-200-MHAR	Pressure compensated, priority flow regulator	2x200 (2x53)	350 (5000)	In line	G 3/4"	13.23.410
	MFTT-300-MHAR	Pressure compensated, priority flow regulator	2x300 (2x79)	350 (5000)	In line	G 1"	13.23.420
	MFCZ-040-LSLR	Proportional valve, compensated	40 (11)	210 (3000)	In line	G 3/8"	13.24.430
	MFCZ-030-LSLR	Proportional valve, compensated	30 (8)	210 (3000)	In line	G 3/8"	13.24.430
	MFCZ-020-LSLR	Proportional valve, compensated	20 (5)	210 (3000)	In line	G 3/8"	13.24.430
	MFPC-140-AMLR	Proportional valve, compensated	90 (24)	210 (3000)	In line	G 1/2"	13.25.440
	MFPC-140-LMLR	Proportional valve, compensated	90 (24)	210 (3000)	In line	G 1/2"	13.26.450
	MFPC-140-TMLR	Proportional valve, compensated	90 (24)	210 (3000)	In line	G 1/2"	13.27.460
	MFPC-200-MMAR	Proportional valve, compensated	200 (53)	250 (3600)	In line	G 3/4"	13.28.470

# SPECIAL VALVES

Chapter	Valve type	Page
14. 1	Fan drive blocks	14.01.000
14. 2	Differential lock valves	14.02.000
14. 3	Unloading - Inloading valves	14.03.000
14. 4	Filter blocks	14.04.000
14. 5	End of stroke valves	14.05.000
14. 6	Pilot blocks	14.06.000
14. 7	Automatic Switching Valves	14.07.000
14. 8	Load Limiting Device	14.08.000



# SPECIAL VALVES - FAN DRIVE BLOCKS



Hydraulic scheme	Valve description	Valve type	Rated flow l/min (gpm)	Max. pressure bar (psi)	Installation	Main port size or cavity type	Page
	BDFN-045-GLNU	With proportional pressure control	45 (12)	320 (4600)	In line	G 1/2"	14.01.010

# SPECIAL VALVES - DIFFERENTIAL LOCK VALVES



Hydraulic scheme	Valve description	Valve type	Rated flow l/min (gpm)	Max. pressure bar (psi)	Installation	Main port size or cavity type	Page
	MFDT-150-BFAR-55	With electric bypass	150 (40)	350 (5000)	In line	G 1/2"	14.02.010
	MFDT-150-BFAR-95	With electric bypass	150 (40)	350 (5000)	In line	G 1/2"	14.02.010
	BDEN-200-ALED	With electric bypass for three motors transmission	200 (53)	500 (7200)	In line	G 3/4"	14.02.020

# SPECIAL VALVES - UNLOADING INLOADING VALVES



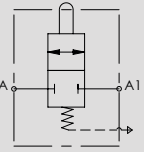
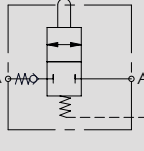
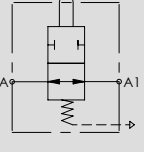
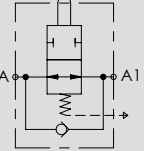
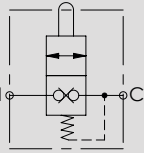
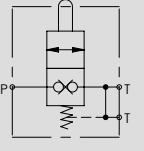
Hydraulic scheme	Valve description	Valve type	Rated flow l/min (gpm)	Max. pressure bar (psi)	Installation	Main port size or cavity type	Page
	MTP-120-TLSN	Spool type, pump unloading, piloted	120 (32)	210 (3000)	In line	G 1/2"	14.03.010
	MTP-200-TLSN	Spool type, pump unloading, piloted	200 (53)	210 (3000)	In line	G 3/4"	14.03.010
	MTP-250-TLSN	Spool type, pump unloading, piloted	250 (66)	210 (3000)	In line	G 1"	14.03.010
	MFTS-200-DHAN	Solenoid operated unloading valve, with relief	200 (53)	250 (3600)	In line	G 3/4"	14.03.020
	MFTS-200-DHAN	Solenoid operated unloading valve, with relief	200 (53)	250 (3600)	In line	G 1"	14.03.030
	MFTS-200-DHAN	Solenoid operated unloading valve, with relief	200 (53)	350 (5000)	In line	G 1"	14.03.040
	BDEN-040-LLEI		40 (11)	210 (3000)	In line	G 1/2"	14.03.050
	MTE-150-SLSN	Solenoid operated unloading valve, piloted	150 (40)	350 (5000)	In line	1 1/16"-15 UNF	14.03.060
	MTSB-150-SDSN	For Cetop 5	150 (40)	350 (5000)	Flanged	Cetop 5	14.03.070
	MFTS-150-EFCE		150 (40)	350 (5000)	In line	1 1/16"-12 UNF	14.03.080
	MTSD-150-TLSN		150 (40)	300 (4300)	In line	G 3/4"	14.03.090

# SPECIAL VALVES - FILTER BLOCKS



Hydraulic scheme	Valve description	Valve type	Rated flow l/min (gpm)	Max. pressure bar (psi)	Installation	Main port size or cavity type	Page
	BPND-025-LLUM		25 (7)	100 (1400)	In line	G 1/4"	14.04.010
	BPND-025-LLEM		25 (7)	100 (1400)	In line	JIS 1/4"	14.04.020

## SPECIAL VALVES - END OF STROKE VALVES

Hydraulic scheme	Valve description	Valve type	Rated flow l/min (gpm)	Max. pressure bar (psi)	Installation	Main port size or cavity type	Page
	MDTC-060-ABNR	End of stroke, normally open, compensated	60 (16)	350 (5000)	In line	G 3/8"	14.05.010
	MDTC-100-AVNR	End of stroke, normally closed	100 (26)	350 (5000)	In line	G 1/2"	14.05.020
	MDTA-060-ABNR	End of stroke, normally open, compensated	60 (16)	350 (5000)	In line	G 3/8"	14.05.030
	MDTA-100-AVNR	End of stroke, normally open, compensated	100 (26)	350 (5000)	In line	G 1/2"	14.05.040
	MDTC-030-ABNR	End of stroke, normally closed	30 (8)	350 (5000)	In line	G 3/8"	14.05.050
	MDTC-080-ABNR	End of stroke, normally closed	80 (21)	350 (5000)	In line	G 3/8"	14.07.060

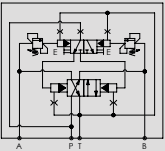
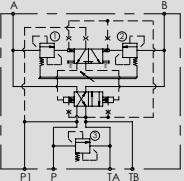
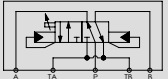
# SPECIAL VALVES - PILOT BLOCKS



Hydraulic scheme	Valve description	Valve type	Rated flow l/min (gpm)	Max. pressure bar (psi)	Installation	Main port size or cavity type	Page
	MDRD-020-SLN	ISO-SAE, Changeover valve	20 (5)	50 (700)	In line	G 1/2"	14.06.010
	BPRD-010-ALLS	Pilot manifold	10 (3)	350 (5000)	In line	G 1/4"	14.06.020
	BDEN-015-ALRS	Pilot manifold	15 (4)	210-350 (3000-5000)	In line	G 1/4"	14.06.030
	BDEN-010-ALRU	Joystick safety stop	10 (3)	210 (3000)	In line	G 3/8"	14.06.040
	BDEZ-005-LLSI-02	Proportional pressure reducing, pilot manifold	5 (1,3)	50 (700)	In line	G 1/4"	14.06.050
	BDEZ-005-LLSI-06	Proportional pressure reducing, pilot manifold	5 (1,3)	50 (700)	In line	G 1/4"	14.06.060
	BDEZ-005-LLSI-08	Proportional pressure reducing, pilot manifold	5 (1,3)	50 (700)	In line	G 1/4"	14.06.070
	BDEZ-005-LLSI-14	Proportional pressure reducing, pilot manifold	5 (1,3)	50 (700)	In line	G 1/4"	14.06.080

# SPECIAL VALVES - AUTOMATIC SWITCHING VALVES



Hydraulic scheme	Valve description	Valve type	Rated flow l/min (gpm)	Max. pressure bar (psi)	Installation	Main port size or cavity type	Page
	MDAP-040-NNNR	Spool type, pressure switching	40 (11)	350 (5000)	Flanged	Cetop 3	14.07.010
	MDAP-090-NNNR	Spool type, pressure switching	90 (24)	350 (5000)	Flanged	Cetop 5	14.07.020
	MDAP-090-NNNR	Spool type, pressure switching	90 (24)	250 (3600)	Flanged	Cetop 5	14.07.030
	MDAF-080-ANNR	Spool type, flow switching, P in A start	80 (21)	350 (5000)	Flanged	Cetop 5	14.07.040

# SPECIAL VALVES - LOAD LIMITING DEVICE VALVES



Hydraulic scheme	Valve description	Valve type	Rated flow l/min (gpm)	Max. pressure bar (psi)	Installation	Main port size or cavity type	Page
	BDMN-010-LLCS	Hydraulic pressure, unloading, 3 ways	10 (7)	210 (3000)	In line	G 1/4"	14.08.010
	MTP-003-TLSN	Hydraulic pressure, unloading, 2 ways	3 (0,8)	350 (5000)	In line	G 1/4"	14.08.020
	MTSN-120-TLNR	Hydraulic pressure, unloading, kick down system	120 (32)	350 (5000)	In line	G 1/4"	14.08.030
	MTL-005-TLSR	Pilot pressure, unloading	5 (1,3)	350 (5000)	In line	G 1/4"	14.08.040
	MTR-005-TLSN	Pilot pressure, unloading, flange for pressure switch	5 (1,3)	350 (5000)	In line	G 1/4"	14.08.050



## SOLENOID CARTRIDGES



Hydraulic scheme	Valve description	Valve type	Rated flow l/min (gpm)	Max. pressure bar (psi)	Installation	Main port size or cavity type	Page
	CEBN-001-NCFN-15	Direct acting, poppet type	1,5 (0,4)	350-500 (5000-7200)	Cartridge	SAE-08-2N	15.01.010
	CEBD-001-NCFN-15	Direct acting, poppet type	1 (0,3)	350 (5000)	Cartridge	VP000445	15.01.020
	CEBN-001-NCFN-16	Direct acting, poppet type	1,5 (0,4)	350-500 (5000-7200)	Cartridge	SAE-08-2N	15.02.030
	CEBD-001-NCFN-16	Direct acting, poppet type	1 (0,3)	350 (5000)	Cartridge	VP000445	15.02.040
	CEBN-001-NAFN-13	Direct acting, poppet type	1,5 (0,4)	350-500 (5000-7200)	Cartridge	SAE-08-2N	15.03.050
	CEBD-001-NAFN-13	Direct acting, poppet type	1 (0,3)	350 (5000)	Cartridge	VP000445	15.03.060
	CEBN-001-NAFN-14	Direct acting, poppet type	1,5 (0,4)	350-500 (5000-7200)	Cartridge	SAE-08-2N	15.04.070
	CEBD-001-NAFN-14	Direct acting, poppet type	1 (0,3)	350 (5000)	Cartridge	VP000445	15.04.080
	CEBS-010-NCFN-22	Direct acting, spool type	10 (3)	210 (3000)	Cartridge	SAE-08-2N	15.05.090
	CEBS-010-NAFN-23	Direct acting, spool type	10 (3)	210 (3000)	Cartridge	SAE-08-2N	15.06.100
	CEBD-015-NCFN-21	Direct acting, poppet type	15 (4)	210 (3000)	Cartridge	SAE-08-2N	15.07.110
	CEBN-060-NCFN-01	Pilot operated, poppet type, cable operated	60 (8)	350 (5000)	Cartridge	SAE-08-2N	15.08.120
	CEBN-060-NCFN-01	Pilot operated, poppet type	60 (8)		Cartridge	SAE-08-2N	15.08.130
	CEBN-080-NCFN-01	Pilot operated, poppet type	80 (21)		Cartridge	SAE-10-2N	15.08.140
	CEBN-110-NCFN-01	Pilot operated, poppet type	110 (29)	350-500 (5000-7200)	Cartridge	VP000057	15.08.150
	CEBN-190-NCFN-01	Pilot operated, poppet type	190 (50)		Cartridge	SAE-12-2N	15.08.160
	CEBN-210-NCFN-01	Pilot operated, poppet type	210 (55)		Cartridge	VP000013	15.08.170
	CEBN-310-NCFN-01	Pilot operated, poppet type	310 (82)		Cartridge	SAE-16-2N	15.08.180
	CEBE-030-NCFN-05	Pilot operated, poppet type	30 (8)	350 (5000)	Cartridge	SAE-08-2N	15.09.190
	CEBN-060-NCFN-05	Pilot operated, poppet type	60 (16)		Cartridge	SAE-08-2N	15.09.200
	CEBN-080-NCFN-05	Pilot operated, poppet type	80 (21)		Cartridge	SAE-10-2N	15.09.210
	CEBN-110-NCFN-05	Pilot operated, poppet type	110 (29)	350-500 (5000-7200)	Cartridge	VP000057	15.09.220
	CEBN-190-NCFN-05	Pilot operated, poppet type	190 (50)		Cartridge	SAE-12-2N	15.09.230
	CEBN-210-NCFN-05	Pilot operated, poppet type	210 (55)		Cartridge	VP000013	15.09.240
	CEBN-310-NCFN-05	Pilot operated, poppet type	310 (82)		Cartridge	SAE-16-2N	15.09.250
	CEBN-060-NCFN-03	Pilot operated, poppet type	60 (16)		Cartridge	SAE-08-2N	15.10.260
	CEBN-080-NCFN-03	Pilot operated, poppet type	80 (21)		Cartridge	SAE-10-2N	15.10.270
	CEBN-110-NCFN-03	Pilot operated, poppet type	110 (29)	350-500 (5000-7200)	Cartridge	VP000057	15.10.280
	CEBN-210-NCFN-03	Pilot operated, poppet type	210 (55)		Cartridge	VP000013	15.10.290
	CEBN-310-NCFN-03	Pilot operated, poppet type	310 (82)		Cartridge	SAE-16-2N	15.10.300
	CEBN-060-NAFN-02	Pilot operated, poppet type	60 (8)		Cartridge	SAE-08-2N	15.11.310
	CEBN-080-NAFN-02	Pilot operated, poppet type	80 (21)		Cartridge	SAE-10-2N	15.11.320
	CEBN-110-NAFN-02	Pilot operated, poppet type	110 (29)	350-500 (5000-7200)	Cartridge	VP000057	15.11.330
	CEBN-190-NAFN-02	Pilot operated, poppet type	190 (50)		Cartridge	SAE-12-2N	15.11.340
	CEBN-210-NAFN-02	Pilot operated, poppet type	210 (55)		Cartridge	VP000013	15.11.350
	CEBN-310-NAFN-02	Pilot operated, poppet type	310 (82)		Cartridge	SAE-16-2N	15.11.360
	CEBE-030-NAFN-06	Pilot operated, poppet type	30 (8)	350 (5000)	Cartridge	SAE-08-2N	15.12.370
	CEBN-060-NAFN-06	Pilot operated, poppet type	60 (16)		Cartridge	SAE-08-2N	15.12.380
	CEBN-080-NAFN-06	Pilot operated, poppet type	80 (21)		Cartridge	SAE-10-2N	15.12.390
	CEBN-110-NAFN-06	Pilot operated, poppet type	110 (29)	350-500 (5000-7200)	Cartridge	VP000057	15.12.400
	CEBN-190-NAFN-06	Pilot operated, poppet type	190 (50)		Cartridge	SAE-12-2N	15.12.410
	CEBN-210-NAFN-06	Pilot operated, poppet type	210 (55)		Cartridge	VP000013	15.12.420
	CEBN-310-NAFN-06	Pilot operated, poppet type	310 (82)		Cartridge	SAE-16-2N	15.12.430

## SOLENOID CARTRIDGES



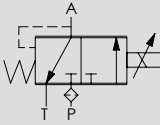
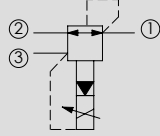
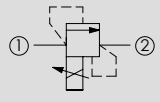
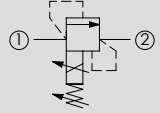
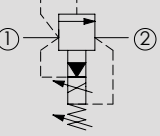
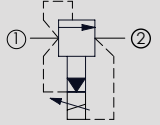
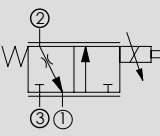
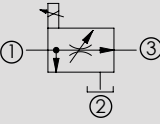
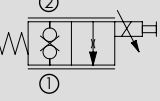

Hydraulic scheme	Valve description	Valve type	Rated flow l/min (gpm)	Max. pressure bar (psi)	Installation	Main port size or cavity type	Page
	CEBN-060-NAFN-04	Pilot operated, poppet type	60 (16)	350-500 (5000-7200)	Cartridge	SAE-08-2N	15.13.440
	CEBN-080-NAFN-04	Pilot operated, poppet type	80 (21)		Cartridge	SAE-10-2N	15.13.450
	CEBN-110-NAFN-04	Pilot operated, poppet type	110 (29)		Cartridge	VP000057	15.13.460
	CEBN-210-NAFN-04	Pilot operated, poppet type	210 (55)		Cartridge	VP000013	15.13.470
	CEBN-310-NAFN-04	Pilot operated, poppet type	310 (82)		Cartridge	SAE-16-2N	15.13.480
	CEBN-060-NCFN-31	Pilot operated, poppet type	60 (8)	350-500 (5000-7200)	Cartridge	SAE-08-2N	15.14.490
	CEBN-080-NCFN-31	Pilot operated, poppet type	80 (21)		Cartridge	SAE-10-2N	15.14.500
	CEBN-110-NCFN-31	Pilot operated, poppet type	110 (29)		Cartridge	VP000057	15.14.510
	CEBN-190-NCFN-31	Pilot operated, poppet type	190 (50)		Cartridge	SAE-12-2N	15.14.520
	CEBN-210-NCFN-31	Pilot operated, poppet type	210 (55)		Cartridge	VP000013	15.14.530
CEBN-310-NCFN-31	Pilot operated, poppet type	310 (82)	Cartridge	SAE-16-2N	15.14.540		
	CEBN-060-NAFN-32	Pilot operated, poppet type	60 (8)	350-500 (5000-7200)	Cartridge	SAE-08-2N	15.15.550
	CEBN-080-NAFN-32	Pilot operated, poppet type	80 (21)		Cartridge	SAE-10-2N	15.15.560
	CEBN-110-NAFN-32	Pilot operated, poppet type	110 (29)		Cartridge	VP000057	15.15.570
	CEBN-190-NAFN-32	Pilot operated, poppet type	190 (50)		Cartridge	SAE-12-2N	15.15.580
	CEBN-210-NAFN-32	Pilot operated, poppet type	210 (55)		Cartridge	VP000013	15.15.590
CEBN-310-NAFN-32	Pilot operated, poppet type	310 (82)	Cartridge	SAE-16-2N	15.15.600		
	CEBN-060-NCFN-11	Pilot operated, poppet type	60 (8)	350-500 (5000-7200)	Cartridge	SAE-08-2N	15.16.610
	CEBN-080-NCFN-11	Pilot operated, poppet type	80 (21)		Cartridge	SAE-10-2N	15.16.620
	CEBN-110-NCFN-11	Pilot operated, poppet type	110 (29)		Cartridge	VP000057	15.16.630
	CEBN-190-NCFN-11	Pilot operated, poppet type	190 (50)		Cartridge	SAE-12-2N	15.16.640
	CEBN-210-NCFN-11	Pilot operated, poppet type	210 (55)		Cartridge	VP000013	15.16.650
CEBN-310-NCFN-11	Pilot operated, poppet type	310 (82)	Cartridge	SAE-16-2N	15.16.660		
	CEBN-060-NAFN-12	Pilot operated, poppet type	60 (8)	350-500 (5000-7200)	Cartridge	SAE-08-2N	15.17.670
	CEBN-080-NAFN-12	Pilot operated, poppet type	80 (21)		Cartridge	SAE-10-2N	15.17.680
	CEBN-110-NAFN-12	Pilot operated, poppet type	110 (29)		Cartridge	VP000057	15.17.690
	CEBN-190-NAFN-12	Pilot operated, poppet type	190 (50)		Cartridge	SAE-12-2N	15.17.700
	CEBN-210-NAFN-12	Pilot operated, poppet type	210 (55)		Cartridge	VP000013	15.17.710
CEBN-310-NAFN-12	Pilot operated, poppet type	310 (82)	Cartridge	SAE-16-2N	15.17.720		
	CEBN-060-XCDR-05	Pilot operated, proximity sensor	60 (8)	350 (5000)	Cartridge	SAE-08-2N	15.18.730
	CEBN-080-XCDR-05	Pilot operated, proximity sensor	80 (21)	350 (5000)	Cartridge	SAE-10-2N	15.18.740
	CEBN-110-XCDR-05	Pilot operated, proximity sensor	110 (29)	350 (5000)	Cartridge	VP000057	15.18.750
	CEBN-190-XCDR-05	Pilot operated, proximity sensor	190 (50)	350 (5000)	Cartridge	SAE-12-2N	15.18.760
	CEBN-210-XCDR-05	Pilot operated, proximity sensor	210 (55)	350 (5000)	Cartridge	VP000013	15.18.770
CEBN-310-XCDR-05	Pilot operated, proximity sensor	310 (82)	350 (5000)	Cartridge	SAE-16-2N	15.18.780	
	CEBN-060-XADR-06	Pilot operated, proximity sensor	60 (8)	350 (5000)	Cartridge	SAE-08-2N	15.19.790
	CEBN-080-XADR-06	Pilot operated, proximity sensor	80 (21)	350 (5000)	Cartridge	SAE-10-2N	15.19.800
	CEBN-110-XADR-06	Pilot operated, proximity sensor	110 (29)	350 (5000)	Cartridge	VP000057	15.19.810
	CEBN-190-XADR-06	Pilot operated, proximity sensor	190 (50)	350 (5000)	Cartridge	SAE-12-2N	15.19.820
	CEBN-210-XADR-06	Pilot operated, proximity sensor	210 (55)	350 (5000)	Cartridge	VP000013	15.19.830
CEBN-310-XADR-06	Pilot operated, proximity sensor	310 (82)	350 (5000)	Cartridge	SAE-16-2N	15.19.840	
	CEBN-060-XCDR-31	Pilot operated, proximity sensor	60 (8)	350 (5000)	Cartridge	SAE-08-2N	15.20.850
	CEBN-080-XCDR-31	Pilot operated, proximity sensor	80 (21)	350 (5000)	Cartridge	SAE-10-2N	15.20.860
	CEBN-110-XCDR-31	Pilot operated, proximity sensor	110 (29)	350 (5000)	Cartridge	VP000057	15.20.870
	CEBN-190-XCDR-31	Pilot operated, proximity sensor	190 (50)	350 (5000)	Cartridge	SAE-12-2N	15.20.880
	CEBN-210-XCDR-31	Pilot operated, proximity sensor	210 (55)	350 (5000)	Cartridge	VP000013	15.20.890
CEBN-310-XCDR-31	Pilot operated, proximity sensor	310 (82)	350 (5000)	Cartridge	SAE-16-2N	15.20.900	
	CEBN-060-XCDR-32	Pilot operated, proximity sensor	60 (8)	350 (5000)	Cartridge	SAE-08-2N	15.21.910
	CEBN-080-XCDR-32	Pilot operated, proximity sensor	80 (21)	350 (5000)	Cartridge	SAE-10-2N	15.21.920
	CEBN-110-XCDR-32	Pilot operated, proximity sensor	110 (29)	350 (5000)	Cartridge	VP000057	15.21.930
	CEBN-190-XCDR-32	Pilot operated, proximity sensor	190 (50)	350 (5000)	Cartridge	SAE-12-2N	15.21.940
	CEBN-210-XCDR-32	Pilot operated, proximity sensor	210 (55)	350 (5000)	Cartridge	VP000013	15.21.950
CEBN-310-XCDR-32	Pilot operated, proximity sensor	310 (82)	350 (5000)	Cartridge	SAE-16-2N	15.21.960	

## SOLENOID CARTRIDGES

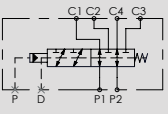
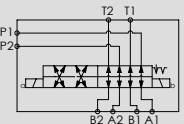


Hydraulic scheme	Valve description	Valve type	Rated flow l/min (gpm)	Max. pressure bar (psi)	Installation	Main port size or cavity type	Page
	CEBD-040-NAMV CEBD-040-NACV	Direct acting, poppet type	40 (11)	350 (5000)	Cartridge	VP000338	15.22.970
	CEBT-350-NCFN-98 CEBT-600-NCFN-98	Piloted operated, spool type Piloted operated, spool type	350 (92) 600 (158)	350 (5000) 350 (5000)	Cartridge Cartridge	SAE-16-2N SAE-20-2N	15.23.980 15.23.990
	CEBT-350-NAFN-99 CEBT-600-NAFN-99	Piloted operated, spool type Piloted operated, spool type	350 (92) 600 (158)	350 (5000) 350 (5000)	Cartridge Cartridge	SAE-16-2N SAE-20-2N	15.24.1000 15.24.1010
	CEBN-015-NCGN CEBN-025-NCGN CEBN-060-NCGN	High pressure, poppet type, flanged body High pressure, poppet type, flanged body High pressure, poppet type, flanged body	15 (4) 25 (7) 60 (16)	600 (8700) 600 (8700) 600 (8700)	Cartridge Cartridge Cartridge	Flanged Flanged Flanged	15.25.1020 15.25.1030 15.25.1040
	CEBN-060-NCAN-123 CEBN-210-NCAN-123	Pneumatic operated, poppet type Pneumatic operated, poppet type	40 (11) 200 (53)	350 (5000) 350 (5000)	Cartridge Cartridge	SAE-08-2N VP000013	15.26.1050 15.26.1060
	CECS-005-SEFN-61 CECS-010-SEFN-61 CECS-030-SEFN-61	Direct acting, spool type Direct acting, spool type Direct acting, spool type	5 (1,3) 10 (7) 30 (8)	210 (3000) 210 (3000) 350 (5000)	Cartridge Cartridge Cartridge	SAE-08-3N SAE-08-3N SAE-10-3N	15.27.1070 15.27.1110 15.27.1150
	CECS-005-SEFN-62 CECS-010-SEFN-62 CECS-030-SEFN-62	Direct acting, spool type Direct acting, spool type Direct acting, spool type	5 (1,3) 10 (7) 30 (8)	210 (3000) 210 (3000) 350 (5000)	Cartridge Cartridge Cartridge	SAE-08-3N SAE-08-3N SAE-10-3N	15.28.1080 15.28.1120 15.28.1160
	CECS-005-SEFN-63 CECS-010-SEFN-63 CECS-030-SEFN-63	Direct acting, spool type Direct acting, spool type Direct acting, spool type	5 (1,3) 10 (7) 30 (8)	210 (3000) 210 (3000) 350 (5000)	Cartridge Cartridge Cartridge	SAE-08-3N SAE-08-3N SAE-10-3N	15.29.1090 15.29.1130 15.29.1170
	CECS-005-SEFN-64 CECS-010-SEFN-64 CECS-030-SEFN-64	Direct acting, spool type Direct acting, spool type Direct acting, spool type	5 (1,3) 10 (7) 30 (8)	210 (3000) 210 (3000) 350 (5000)	Cartridge Cartridge Cartridge	SAE-08-3N SAE-08-3N SAE-10-3N	15.30.1100 15.30.1140 15.30.1180
	CECD-030-SEFN-66	Direct acting, spool type	30 (8)	350 (5000)	Cartridge	SAE-10-3N	15.31.1190
	CEDS-010-SEFN-40 CEDS-030-SEFN-40	Direct acting, spool type Direct acting, spool type	10 (7) 30 (8)	210 (3000) 350 (5000)	Cartridge Cartridge	SAE-08-4N SAE-10-4N	15.32.1200 15.32.1240
	CEDS-010-SEFN-49	Direct acting, spool type	10 (7)	210 (3000)	Cartridge	SAE-08-4N	15.33.1210
	CEDS-010-SEFN-41 CEDS-030-SEFN-41	Direct acting, spool type Direct acting, spool type	10 (7) 30 (8)	210 (3000) 350 (5000)	Cartridge Cartridge	SAE-08-4N SAE-10-4N	15.34.1220 15.34.1250
	CEDS-010-SEFN-43 CEDS-010-SEFN-43	Direct acting, spool type Direct acting, spool type	10 (7) 30 (8)	210 (3000) 350 (5000)	Cartridge Cartridge	SAE-08-4N SAE-10-4N	15.35.1230 15.35.1260
	CEDS-030-SEFN-111	Direct acting, spool type	30 (8)	350 (5000)	Cartridge	SAE-10-4N	15.35.1270
	CEES-010-SEFN-51	Direct acting, spool type	10 (7)	210 (3000)	Cartridge	SAE-08-4N	15.36.1280
	CEES-010-SEFN-52	Direct acting, spool type	10 (7)	210 (3000)	Cartridge	SAE-08-4N	15.37.1290
	CEES-010-SEFN-53	Direct acting, spool type	10 (7)	210 (3000)	Cartridge	SAE-08-4N	15.38.1300
	CEES-010-SEFN-54	Direct acting, spool type	10 (7)	210 (3000)	Cartridge	SAE-08-4N	15.39.1310

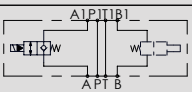
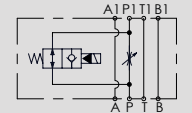
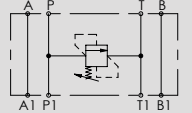
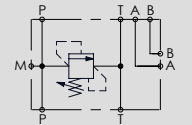
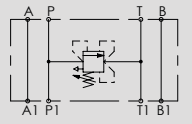
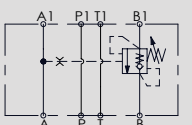
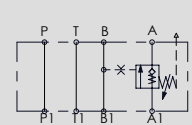
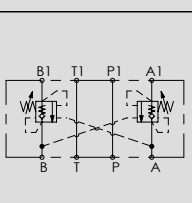
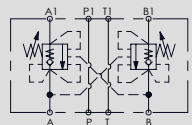
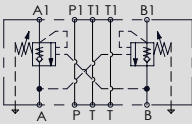
# PROPORTIONAL CARTRIDGES

Hydraulic scheme	Valve description	Valve type	Rated flow l/min (gpm)	Max. pressure bar (psi)	Installation	Main port size or cavity type	Page
	CECS-005-PRPN	Proportional, direct operated, pressure reducing	5 (1,3)	50 (700)	DT04-2P	VP000371	16.01.010
	CECT-080-PRPS	Proportional, pilot operated, reducing and relieving	80 (21)	250 (3600)	Cartridge	SAE-10-3N	16.02.020
	CEBD-005-PLPS	Proportional, poppet type relief	5 (1,3)	350 (5000)	Cartridge	SAE-08-2N	16.03.030
	CEBD-005-PMPS	Proportional, poppet type relief, for inverse controlled	5 (1,3)	350 (5000)	Cartridge	SAE-08-2N	16.04.040
	CEBT-120-PMPS	Proportional, pilot operated, relieving, for fan drive	120 (32)	350 (5000)	Cartridge	SAE-10-2N	16.05.050
	CEBT-120-PLPS	Proportional, pilot operated, relieving	120 (32)	350 (5000)	Cartridge	SAE-10-2N	16.06.060
	CEBT-300-PLPS	Proportional, pilot operated, relieving	300 (79)	350 (5000)	Cartridge	SAE-16-2N	16.06.070
	CEBT-500-PLPS	Proportional, pilot operated, relieving	500 (132)	350 (5000)	Cartridge	SAE-20-2N	16.06.080
	CECS-020-FSPS	Proportional, non compensated, flow regulator	20 (5)	210 (3000)	Cartridge	SAE-10-3N	16.07.090
	CECS-030-FSPS	Proportional, non compensated, flow regulator	30 (8)	210 (3000)	Cartridge	SAE-10-3N	16.07.090
	CECS-040-FSPS	Proportional, non compensated, flow regulator	40 (11)	210 (3000)	Cartridge	SAE-10-3N	16.07.090
	CECS-050-FRPM	Proportional, direct operated, flow regulator	50 (13)	320 (4600)	Cartridge	SAE-10-3N	16.08.100
	CECS-140-FRPM	Proportional, direct operated, flow regulator	140 (37)	320 (4600)	Cartridge	SAE-16-3N	16.08.110
	CEBS-020-PEPS	Proportional, normally closed	20 (5)	210 (3000)	Cartridge	SAE-08-2N	16.09.120
	CEBS-020-PEPS	Proportional, normally closed	20 (5)	210 (3000)	Cartridge	VP000064	16.09.130
	ELPC-030-SCCB	Proportional electronic controller	-	-	DIN 43650	-	16.10.140

# DIVERTER VALVES

Hydraulic scheme	Valve description	Valve type	Rated flow l/min (gpm)	Max. pressure bar (psi)	Installation	Main port size or cavity type	Page
	ESCB-025	Three ports	25 (7)	250-310 (3600-4500)	In line	G 1/4"	17.01.010
	ESCB-050	Three ports	50 (13)		In line	G 3/8"	17.01.020
	ESCB-090	Three ports	90 (24)		In line	G 1/2"	17.01.030
	ELFB-025	Six ports single	25 (7)	250-310 (3600-4500)	In line	G 1/4"	17.02.040
	ESFB-025	Six ports single and bankable	25 (7)	250-310 (3600-4500)	In line/Flanged	G 1/4"	17.03.050
	ESFB-050	Six ports single and bankable	50 (13)	250-350 (3600-5000)	In line/Flanged	G 3/8"	17.03.060
	ESFB-100	Six ports single and bankable	90 (24)	250-350 (3600-5000)	In line/Flanged	G 1/2"	17.03.070
	ELFB-400	Six ports single	400 (106)	210-420 (3000-6000)	In line	G 3/4" - 1" SAE 6000	17.04.080
	ELHB-010	Eight ports, with detent	10 (3)	210 (3000)	In line	G 1/4"	17.05.090

# MODULAR VALVES FOR CETOP

Hydraulic scheme	Valve description	Valve type	Rated flow l/min (gpm)	Max. pressure bar (psi)	Installation	Main port size or cavity type	Page
	BDEN-040-LCEI-L	Left version	40 (11)	210 (3000)	Flanged	Cetop 3	18.01.010
	BDEN-040-LCEI-R	Right version	40 (11)	210 (3000)	Flanged	Cetop 3	18.01.010
	BFEN-040-LCOI	Pilot operated, cetop 3	40 (11)	210 (3000)	Flanged	Cetop 3	18.02.020
	KPLN-030-DPNA	Direct acting, cetop 3	30 (8)	210 (3000)	Flanged	Cetop 3	18.03.030
	KPLN-030-DPNA	Direct acting, poppet type, subplate cetop 3	30 (8)	350 (5000)	Flanged	Cetop 3	18.04.040
	KPLN-080-DPNA	Direct acting, poppet type, subplate cetop 5	80 (21)	350 (5000)	Flanged	Cetop 5	18.04.050
	KPLT-030-DPNA	Direct acting, compensated	30 (8)	210 (3000)	Flanged	Cetop 3	18.05.060
	MBSN-060-ZTNR	Single acting, cetop 3	60 (16)	250 (3600)	Flanged	Cetop 3	18.06.070
	MBSN-060-ATNR	Single acting, cetop 3	60 (16)	350 (5000)	Flanged	Cetop 3	18.06.080
	MBST-100-ZTNP	Single acting, cetop 5	100 (26)	250 (3600)	Flanged	Cetop 5	18.07.090
	MBDN-030-LTNR	Double acting, cetop 3	30 (8)	210 (3000)	Flanged	Cetop 3	18.08.100
	MBDN-060-ZTNR	Double acting, cetop 3	60 (16)	350 (5000)	Flanged	Cetop 3	18.08.110
	MBDN-060-ATNR	Double acting, cetop 3	60 (16)	350 (5000)	Flanged	Cetop 3	18.08.120
	MBDN-100-ZTNR	Double acting, cetop 5	100 (26)	350 (5000)	Flanged	Cetop 5	18.08.130
	MBDP-060-ZTNR	Double acting, cetop 3	60 (16)	350 (5000)	Flanged	Cetop 3	18.10.140
	MBDT-100-ATNR	Double acting, cetop 5	100 (26)	350 (5000)	Flanged	Cetop 5	18.09.150

# DIRECTIONAL VALVES



Hydraulic scheme	Valve description	Valve type	Rated flow l/min (gpm)	Max. pressure bar (psi)	Page
	EBN	On-off or proportional	30-60 (8-16)	210-320 (3000-4600)	19.10.000
	EBL	Load sensing, on-off or proportional	30-60 (8-16)	210-320 (3000-4600)	19.20.000
	EBP	Precompensated, load sensing, on-off or proportional	30-60 (8-16)	210-320 (3000-4600)	19.30.000
	Accessories	-	-	-	19.90.000



# APPLICATIONS

Chapter	Valve type	Page
20. 1	Excavators - Mini excavators	20.01.000
20. 2	All terrain cranes	20.02.000
20. 3	Concrete pump cranes	20.03.000
20. 4	Salt sprayers	20.04.000
20. 5	Garbage compactors	20.05.000
20. 6	Hook loaders	20.06.000

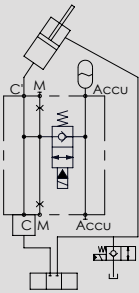
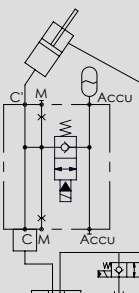


# APPLICATIONS - EXCAVATORS



Hydraulic scheme	Valve description	Valve type	Rated flow l/min (gpm)	Max. pressure bar (psi)	Installation	Main port size or cavity type	Page
	MLST-160-RLGR	Right version with oil recovery	160 (42)	420 (6000)	In line	G 3/4"	20.01.010
	MLST-250-RAUR	Right version	250 (66)	420 (6000)	Flanged	3/4" SAE 6000	20.01.020
	MLST-250-RAUL	Left version	250 (66)	420 (6000)	Flanged	3/4" SAE 6000	20.01.030
	BDEN-010-ALRV	Quick hitch	10 (3)	380 (5500)	In line	1/4" Jis	20.01.040
	BDEN-010-ALRU	Quick hitch	10 (3)	350 (5000)	In line	G 1/4"	20.01.050
	BDTF-100-ALLC	Excavator attachment function	100 (26)	350 (5000)	Flanged	G 1/2"	20.01.060
	BDTF-200-AFLC	Excavator attachment function	200 (53)	350 (5000)	Flanged	3/4" SAE 6000	20.01.070
	BDTF-300-AFLC	Excavator attachment function	300 (79)	350 (5000)	Flanged	1" SAE 6000	20.01.080
	MDRC-200-SLVN	Selector valve	200 (53)	500 (7200)	Flanged	3/4" SAE 6000	20.01.090
	BPTD-060-ALOU	Flow regulated with relief valve	60 (16)	350 (5000)	In line	G 1/2"	20.01.100

# APPLICATIONS - EXCAVATORS

Hydraulic scheme	Valve description	Valve type	Rated flow l/min (gpm)	Max. pressure bar (psi)	Installation	Main port size or cavity type	Page
	BDEN-070-AFEJ	Solenoid activated	70 (19)	420 (6000)	Flanged	3/4" SAE 3000/6000	20.01.110
	BDEN-070-AFEJ	Solenoid activated	70 (19)	420 (6000)	Flanged	1" SAE 3000/6000	20.01.120

# APPLICATIONS - ALL TERRAIN CRANES



Hydraulic scheme	Valve description	Valve type	Rated flow l/min (gpm)	Max. pressure bar (psi)	Installation	Main port size or cavity type	Page
	MLST-250-AAGN	-	250 (66)	350 (5000)	In line	3/4" SAE 6000	20.02.010

## APPLICATIONS - CONCRETE PUMP CRANES



Hydraulic scheme	Valve description	Valve type	Rated flow l/min (gpm)	Max. pressure bar (psi)	Installation	Main port size or cavity type	Page
	MBSN-060-ZAPF	-	60 (16)	350 (5000)	Flanged	G 3/8"	20.03.010
	MBSN-060-AAST	-	60 (16)	350 (5000)	Flanged	Ø9	20.03.020
	MBSN-060-AASA	-	60 (16)	500 (7200)	Flanged	Ø9	20.03.030
	MBSN-060-APST	-	60 (16)	420 (6000)	Flanged	M22x1,5	20.03.040
	MBSN-080-APST	-	80 (21)	500 (7200)	Flanged	M22x1,5	20.03.050
	MBSN-060-ZENV	-	60 (16)	500 (7200)	Flanged	Ø9	20.03.060

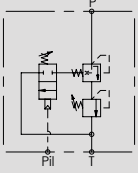
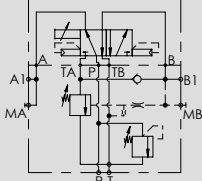
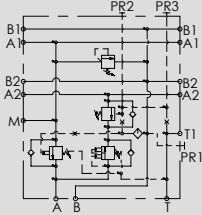
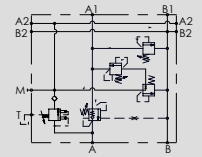
# APPLICATIONS - SALT SPRAYERS



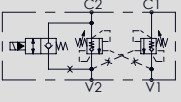
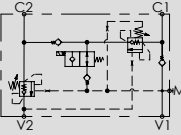
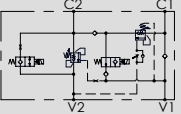
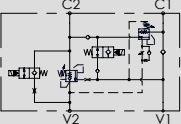
Hydraulic scheme	Valve description	Valve type	Rated flow l/min (gpm)	Max. pressure bar (psi)	Installation	Main port size or cavity type	Page
	BFRM-140-LLLO-02	Proportional valve	140 (37)	250 (3600)	In line	M26x1,5	20.04.010
	BFRM-140-LLL0-03	Proportional valve	140 (37)	250 (3600)	In line	M27x1,5	20.04.020
		Directional valve	40 (11)	210 (3000)	In line	G 3/8"	20.04.030
		Directional valve	40 (11)	210 (3000)	In line	G 3/8"	20.04.040

## APPLICATIONS - GARBAGE COMPACTORS



Hydraulic scheme	Valve description	Valve type	Rated flow l/min (gpm)	Max. pressure bar (psi)	Installation	Main port size or cavity type	Page
	MTLN-030-TLSL	-	30 (8)	210 (3000)	In line	G 1/2"	20.05.010
	MDAF-080-BRNR	-	80 (21)	210 (3000)	In line	G 1/2"	20.05.020
	MRDN-150-ZLNP	-	150 (40)	350 (5000)	In line	G 3/4"	20.05.030
	BDMN-150-NLBL	-	150 (40)	350 (5000)	In line	G 3/4"	20.05.040

# APPLICATIONS - HOOK LOADERS

Hydraulic scheme	Valve description	Valve type	Rated flow l/min (gpm)	Max. pressure bar (psi)	Installation	Main port size or cavity type	Page
	MBDN-150-ZABE	Double acting with electric by-pass	150 (40)	350 (5000)	In line	G 3/4"	20.06.010
	MBPN-150-ZLNR	Regenerative with electric by-pass	150 (40)	350 (5000)	In line	G 3/4"	20.06.020
	MRSN-150-ALBE	Regenerative with electric by-pass	150 (40)	350 (5000)	In line	G 3/4"	20.06.030
	MRLN-150-ZABE	Regenerative with electric by-pass	150 (40)	350 (5000)	In line	G 3/4"	20.06.040

# COILS AND CONNECTORS

Description	Type	Heat insulation class	Connector	Page
Coil M7 HS	M7 - For solenoid operated cartridge valve	H - 180°C (356 °F)	EN 175301-803 - DIN 43650 - ISO 4400	21.00. <b>010</b>
Coil M7 HS	M7 - For solenoid operated cartridge valve - RAC	H - 180°C (356 °F)	EN 175301-803 - DIN 43650 - ISO 4400	21.00. <b>020</b>
Coil M7 AJ	M7 - For solenoid operated cartridge valve	H - 180°C (356 °F)	Amp Junior	21.00. <b>030</b>
Coil M7 DT	M7 - For solenoid operated cartridge valve	H - 180°C (356 °F)	Deutsch - DT04-2P-L	21.00. <b>040</b>
Coil M7 DT	M7 - For solenoid operated cartridge valve	H - 180°C (356 °F)	Deutsch - DT04-2P-V	21.00. <b>050</b>
Coil M14 HS	M14 - For solenoid operated cartridge valve	H - 180°C (356 °F)	EN 175301-803 - DIN 43650 - ISO 4400	21.00. <b>060</b>
Coil M14 AJ	M14 - For solenoid operated cartridge valve	H - 180°C (356 °F)	Amp Junior	21.00. <b>070</b>
Coil M14 DT	M14 - For solenoid operated cartridge valve	H - 180°C (356 °F)	Deutsch - DT04-2P-V	21.00. <b>080</b>
Coil M15 HS	M15 - For proportional solenoid operated cartridge valve	H - 180°C (356 °F)	EN 175301-803 - DIN 43650 - ISO 4400	21.00. <b>090</b>
Coil M15 AJ	M15 - For proportional solenoid operated cartridge valve	H - 180°C (356 °F)	Amp Junior	21.00. <b>100</b>
Coil M15 DT	M15 - For proportional solenoid operated cartridge valve	H - 180°C (356 °F)	Deutsch - DT04-2P-V	21.00. <b>110</b>
Coil M8 HS	M8 - For Ø19 tube diverter valve	H - 180°C (356 °F)	EN 175301-803 - DIN 43650 - ISO 4400	21.00. <b>120</b>
Coil M8 AJ	M8 - For Ø19 tube diverter valve	H - 180°C (356 °F)	Amp Junior	21.00. <b>130</b>
Coil M8 DT	M8 - For Ø19 tube diverter valve	H - 180°C (356 °F)	Deutsch - DT04-2P-V	21.00. <b>140</b>
Coil M16 HS	M16 - For solenoid operated cartridge valve	H - 180°C (356 °F)	EN 175301-803 - DIN 43650 - ISO 4400	21.00. <b>150</b>
Coil M16 AJ	M16 - For solenoid operated cartridge valve	H - 180°C (356 °F)	Amp Junior	21.00. <b>160</b>
Coil M16 DT	M16 - For solenoid operated cartridge valve	H - 180°C (356 °F)	Deutsch - DT04-2P-V	21.00. <b>170</b>
DIN Connector	IP67 - Standard / with VDR / with rectifier	-	EN 175301-803 - DIN 43650 - ISO 4400	21.00. <b>180</b>



# ACCESSORIES AND SPARE



Hydraulic scheme	Valve description	Valve type	Rated flow l/min (gpm)	Max. pressure bar (psi)	Installation	Main port size or cavity type	Page
	Filter G 3/8"	300 micron filtration	50 (13)	$\Delta p$ 35 ( $\Delta p$ 500)	Insert	G1/4"	22.00.010
	Filter G 1/4"	300 micron filtration	25 (7)		Insert	G3/8"	22.00.010
	Filter G 1/8"	300 micron filtration	10 (3)		Insert	G1/8"	22.00.010
	Manual override	Detent type	-	-	Screw	-	22.00.020
	Sleeve body G 1/4"	For hose burst and check valve	-	350 (5000)	In line	G1/4"	22.00.030
	Sleeve body G 3/8"	For hose burst and check valve	-	350 (5000)	In line	G3/8"	22.00.030
	Sleeve body G 1/2"	For hose burst and check valve	-	350 (5000)	In line	G1/2"	22.00.030
	Sleeve body G 3/4"	For hose burst and check valve	-	350 (5000)	In line	G3/4"	22.00.030
	Sleeve body G 1/4"	For flow control valve	-	350 (5000)	In line	G1/4"	22.00.040
	Sleeve body G 3/8"	For flow control valve	-	350 (5000)	In line	G3/8"	22.00.040
	Sleeve body G 1/2"	For flow control valve	-	350 (5000)	In line	G1/2"	22.00.040
	Sleeve body G 3/4"	For flow control valve	-	350 (5000)	In line	G3/4"	22.00.040
	CFSN-090-PBSR-06	For flow control valve	0 - 6 (0 - 2)	350 (5000)	In line	VP000132	22.00.050
	CFSN-090-PBSR-12	For flow control valve	0 - 12 (0 - 3)	350 (5000)	In line	VP000132	22.00.050
	CFSN-090-PBSR-25	For flow control valve	0 - 25 (0 - 7)	350 (5000)	In line	VP000132	22.00.050
	CFSN-090-PBSR-32	For flow control valve	0 - 32 (0 - 8)	350 (5000)	In line	VP000132	22.00.050
	CFSN-090-PBSR-50	For flow control valve	0 - 50 (0 - 13)	350 (5000)	In line	VP000132	22.00.050
	CFSN-090-PBSR-63	For flow control valve	0 - 63 (0 - 17)	350 (5000)	In line	VP000132	22.00.050
	CFSN-090-PBSR-70	For flow control valve	0 - 70 (0 - 19)	350 (5000)	In line	VP000132	22.00.050
	CFSN-090-PBSR-80	For flow control valve	0 - 80 (0 - 21)	350 (5000)	In line	VP000132	22.00.050
	CFSN-200-BHSR	For flow control valve	-	350 (5000)	In line	VP000096 VP000152	22.00.060
	CFSN-200-BVSR	For flow control valve	-	350 (5000)	In line	VP000096 VP000152	22.00.060
	CFSN-200-BMSR	For flow control valve	-	350 (5000)	In line	VP000096 VP000152	22.00.060
	CFSN-090-BHSR	For flow control valve	-	350 (5000)	In line	VP000132	22.00.060
	CFSN-090-BVSR	For flow control valve	-	350 (5000)	In line	VP000132	22.00.060
	CFSN-090-BMSR	For flow control valve	-	350 (5000)	In line	VP000132	22.00.060
	CFSN-035-BHSR	For flow control valve	-	350 (5000)	In line	VP000132	22.00.060
	CFSN-035-BVSR	For flow control valve	-	350 (5000)	In line	VP000132	22.00.060
	CFSN-035-BMSR	For flow control valve	-	350 (5000)	In line	VP000132	22.00.060
	VP000057 G 3/4"	Cavity plug	-	-	In line	VP000057	22.00.070
	VP000013 G 1"	Cavity plug	-	-	In line	VP000013	22.00.070
	SAE-XX-2N	Cavity plug	-	-	In line	-	22.00.080
	SAE-XX-3N	Cavity plug	-	-	In line	-	22.00.090
	SAE-XX-4N	Cavity plug	-	-	In line	-	22.00.100
	Seal kit	Cavity Personalized	-	-	-	-	22.00.110
		Cavity SAE	-	-	-	-	22.00.120

# STANDARD MANIFOLDS

Description	Material	Valve type	Max. pressure bar (psi)	Installation	Port size	Page
SAE-XX-2N	Aluminium	Two way	250 (3600)	In line	See datasheet	23.00.010
SAE-XX-2N	Steel	Two way	350 (5000)	In line	See datasheet	23.00.020
SAE-XX-3C	Aluminium	Three way	250 (3600)	In line	See datasheet	23.00.030
SAE-XX-3C	Steel	Three way	350 (5000)	In line	See datasheet	23.00.030
SAE-XX-3N	Aluminium	Three way	250 (3600)	In line	See datasheet	23.00.040
SAE-XX-3N	Steel	Three way	350 (5000)	In line	See datasheet	23.00.040
SAE-XX-4N-3P	Aluminium	Four way, three ports	250 (3600)	In line	See datasheet	23.00.050
SAE-XX-4N-3P	Steel	Four way, three ports	350 (5000)	In line	See datasheet	23.00.050
SAE-XX-4N	Aluminium	Four way	250 (3600)	In line	See datasheet	23.00.060
SAE-XX-4N	Steel	Four way	350 (5000)	In line	See datasheet	23.00.060
VP000057	Aluminium	Two way	250 (3600)	In line	See datasheet	23.00.070
VP000057	Steel	Two way	350 (5000)	In line	See datasheet	23.00.070
VP000013	Aluminium	Two way	250 (3600)	In line	See datasheet	23.00.070
VP000013	Steel	Two way	350 (5000)	In line	See datasheet	23.00.070
VP000180	Aluminium	Two way	250 (3600)	In line	See datasheet	23.00.070
VP000180	Steel	Two way	350 (5000)	In line	See datasheet	23.00.070
SAE-XX-2N	Aluminium	Two way, with override screw	250 (3600)	In line	See datasheet	23.00.080
SAE-XX-2N	Steel	Two way, with override screw	350 (5000)	In line	See datasheet	23.00.080
VP000057	Aluminium	Two way, with override screw	250 (3600)	In line	See datasheet	23.00.090
VP000057	Steel	Two way, with override screw	350 (5000)	In line	See datasheet	23.00.090
VP000013	Aluminium	Two way, with override screw	250 (3600)	In line	See datasheet	23.00.090
VP000013	Steel	Two way, with override screw	350 (5000)	In line	See datasheet	23.00.090



**ISO 9001 Quality Management System Certification**  
**ISO 14001 Environmental Management System Certification**  
**ISO 45001 Occupational Health and Safety Management System Certification**

Atlantic Fluid Tech srl. All rights reserved.  
Ref. no. AL000009



1800-OILSOL <https://oilsolutions.com.au/>  
1800-645765

[sales@oilsolutions.com.au](mailto:sales@oilsolutions.com.au)

## CONTACT DETAILS

### HEADQUARTERS ITALY

Via della Meccanica, 50  
41018 S. Cesario sul Panaro  
Modena

 [atlanticfluidtech.com](http://atlanticfluidtech.com)

 [info@atlanticfluidtech.com](mailto:info@atlanticfluidtech.com)

### UNITED KINGDOM

Atlantic Fluid Tech LTD

1 Industrial Park  
Henley Road  
Coventry, CV21ST

 [uk@atlanticfluidtech.com](mailto:uk@atlanticfluidtech.com)

### THE NETHERLANDS

Atlantic Fluid Tech BV

Ampèrestraat 4  
2181 HB Hillegom

 [nl@atlanticfluidtech.com](mailto:nl@atlanticfluidtech.com)



### FRANCE

Atlantic Fluid Tech SAS

28, Rue des Pyrénées  
Zac de Didenheim (Lot F)  
FR-68350 Didenheim

 [france@atlanticfluidtech.com](mailto:france@atlanticfluidtech.com)

### SOUTH KOREA

Atlantic Fluid Tech LLC

97 Block 13 Lot. Namdong  
Ind. Complex 644-12 Gojandong  
Namdong-Gu, Incheon City

 [korea@atlanticfluidtech.com](mailto:korea@atlanticfluidtech.com)

### JAPAN

Atlantic Fluid Tech KK

Izumi Bldg. 6F, 2-29-4 Hakusan  
Bunkyo-Ku, Tokyo, 112-0001

 [jpcontact@atlanticfluidtech.co.jp](mailto:jpcontact@atlanticfluidtech.co.jp)