



OIL SOLUTIONS

PO Box 38  
Strathfieldsaye, VIC, 3551  
1800 OIL SOL  
1800 645 765

[sales@oilsolutions.com.au](mailto:sales@oilsolutions.com.au)

[www.oilsolutions.com.au](http://www.oilsolutions.com.au)

"For All Your Hydraulic Needs"

CONTINENTAL



HYDRAULICS

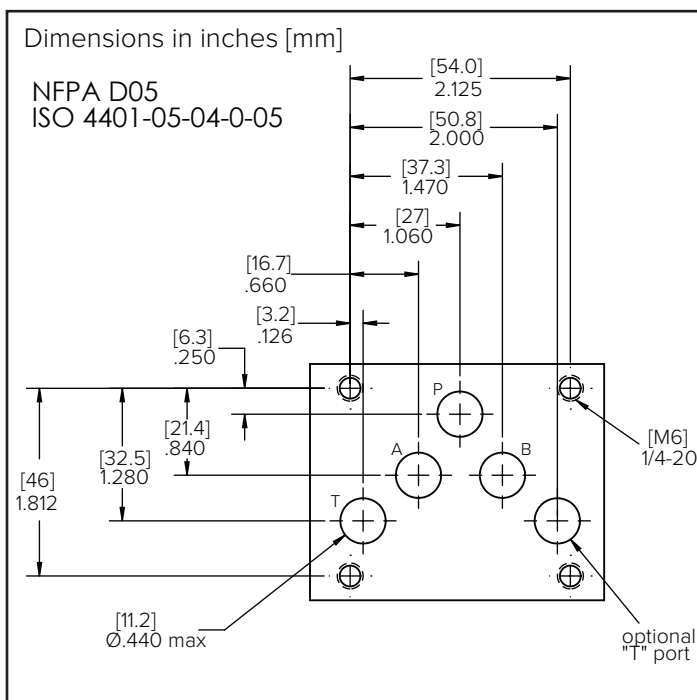
## P05MSV-RP

PILOT OPERATED  
PRESSURE RELIEF VALVE

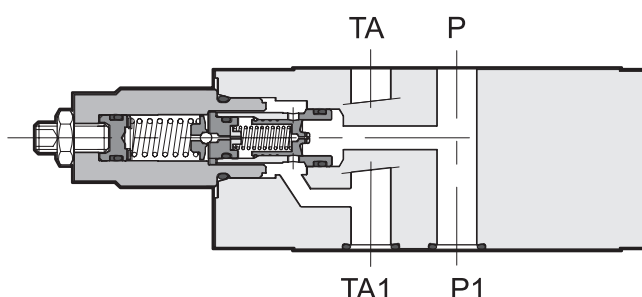
**MODULAR VERSION**  
**NFPA D05 ISO 4401-05**

**P** max **5000 PSI 350 bar**  
**Q** max **32 GPM 120 l/min**

### MOUNTING INTERFACE



### OPERATING PRINCIPLE



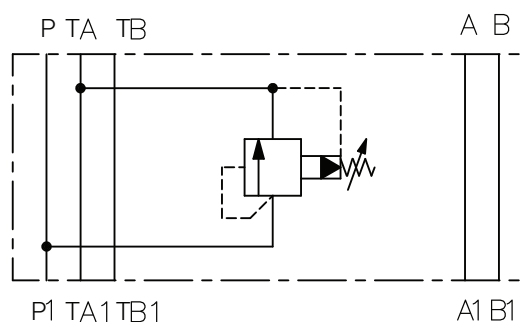
- The P05MSV-RP valve is a pilot operated modular pressure relief valve with mounting surface according to NFPA D05/ISO 4401-05 standards.
- Typically, it mounts sandwiched between a directional control valve and a subplate/manifold and functions as a hydraulic circuit pressure limiting device.
- It can be assembled in a stack with additional modular valves using suitable tie rods or bolts.
- It is supplied with a hex socket head adjustment screw and locknut. The maximum travel of the adjustment screw is limited.

### PERFORMANCES (measured with mineral oil of viscosity 36cSt at 120°F [50°C])

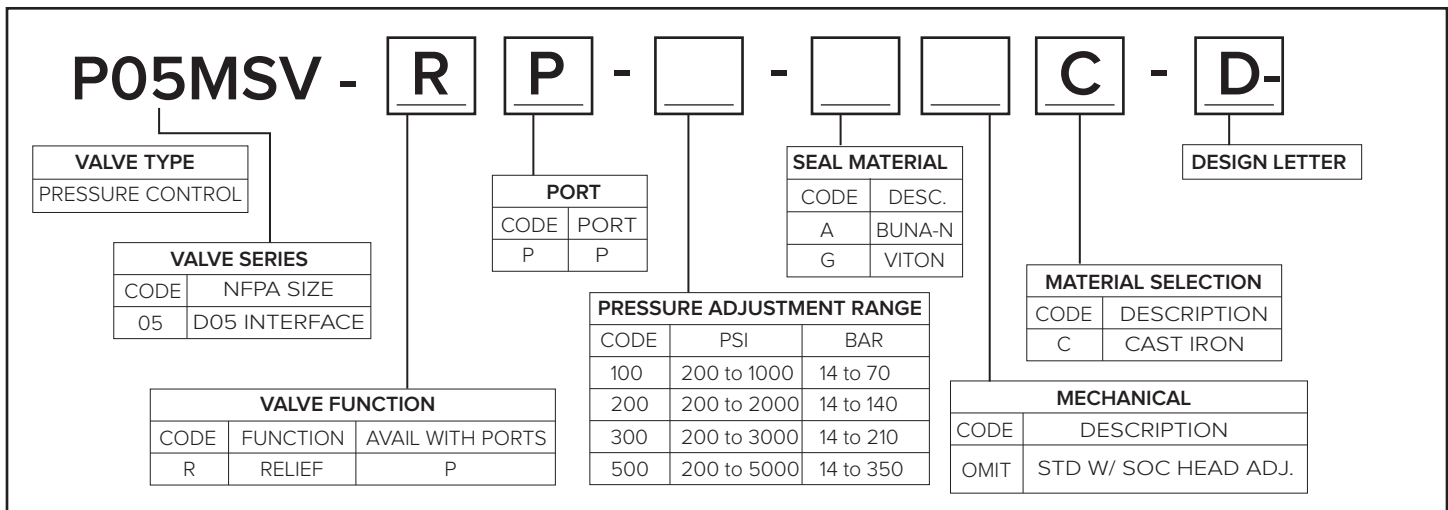
Maximum operating pressure	PSI [bar]	5000 [350]
Minimum controlled pressure	PSI [bar]	200 [14]
Maximum flow rate in controlled lines and in the free lines	GPM [l/min]	32 [120]
Ambient temperature range	°F [°C]	-4 to 140 [-20 to +60]
Fluid temperature range	°F [°C]	-4 to 176 [-20 to +80]
Fluid viscosity range	cSt	10 - 400
Fluid contamination degree	According to ISO 4406:1999 class 20/18/15	
Recommended viscosity	cSt	25
Mass: P05MSV-RP	lbs [kg]	6.2 [2,8]

### HYDRAULIC SYMBOLS

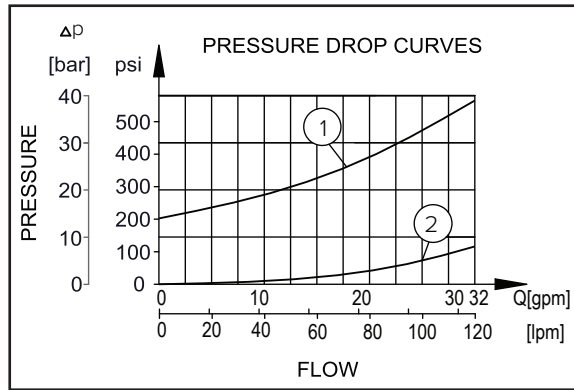
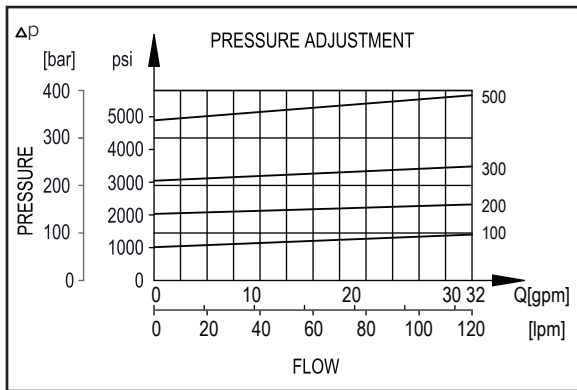
#### P05MSV-RP



## 1 • IDENTIFICATION CODE



## 2 • CHARACTERISTIC CURVES (values obtained with viscosity of 36 cSt at 120°F [50°C])



## 3 • HYDRAULIC FLUIDS

Use mineral oil-based hydraulic fluids HL or HM type, according to ISO 6743-4. For these fluids, use NBR seals (code A). For fluids HFDR type (phosphate esters) use FPM seals (code G). For the use of other kinds of fluid such as HFA, HFB, HFC, please consult our technical department. Using fluids at temperatures higher than 176°F [80°C] causes a faster degradation of the fluid and of the seals characteristics.

The fluid must be preserved in its physical and chemical characteristics.

## 4 • OVERALL AND MOUNTING DIMENSIONS

