

Bohrvorrichtung

Drilling jig

钻模

3 842 546 289/2005-10Replaces: –
DE+EN+ZH

Montageanleitung • Assembly instructions • 安装说明书



Sicherheitshinweise

- Bohrvorrichtung auf dem Profil festspannen.
- Profil gegen Mitdrehen und Hochreißen sichern, nie das Profil nur mit der Hand halten!
- Vorgeschriebene Sicherheitsausrüstung (Schutzbrille, Haarnetz) benutzen.
- Bohren mit Handbohrmaschine vermeiden, max. $\varnothing 8$ bohren, Handbohrmaschine mit beiden Händen halten!



Safety Instructions

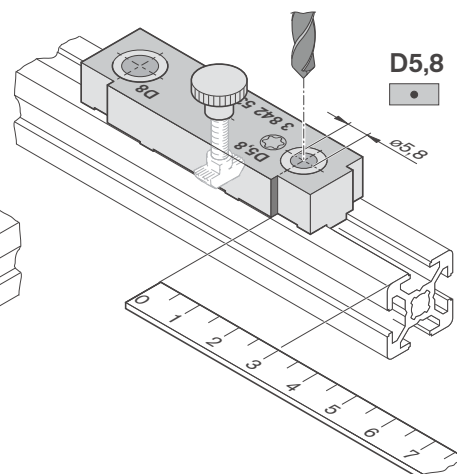
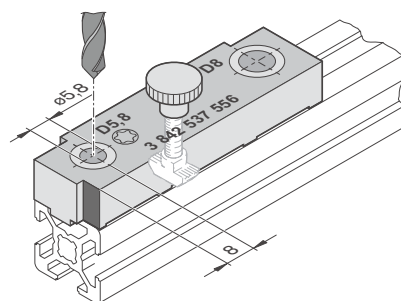
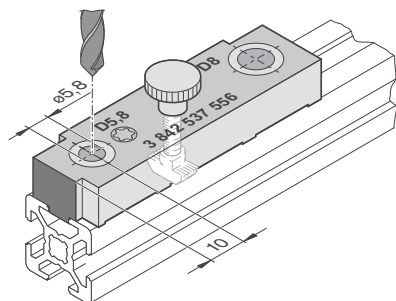
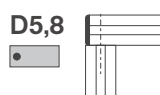
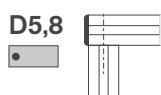
- Tightly attach the drilling jig to the profile.
- Secure the profile so that it cannot turn or suddenly come loose, never use just your hand to secure the profile!
- Use the prescribed safety equipment (safety glasses, hair net).
- If a hand-held drill is used, observe max. hole diameter of 8, and use both hands to secure the drill!



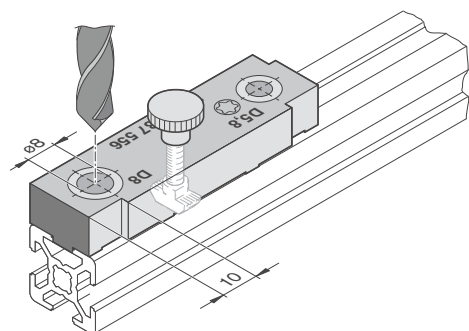
安全说明

- 把钻模在型材上夹紧。
- 固定型材，使其不能随意转动和向上拉起，严禁只用手抓住型材来固定！
- 使用指定的安全防护工具（防护眼镜、发帽）。
- 尽量避免使用手钻，如果使用手钻的话，最大钻孔直径为 $\varnothing 8$ ，用双手抓紧手钻！

3 842 537 556



D8



536994-01