

ctrlX DRIVEplus with ctrlX CORE

Quick Start Guide

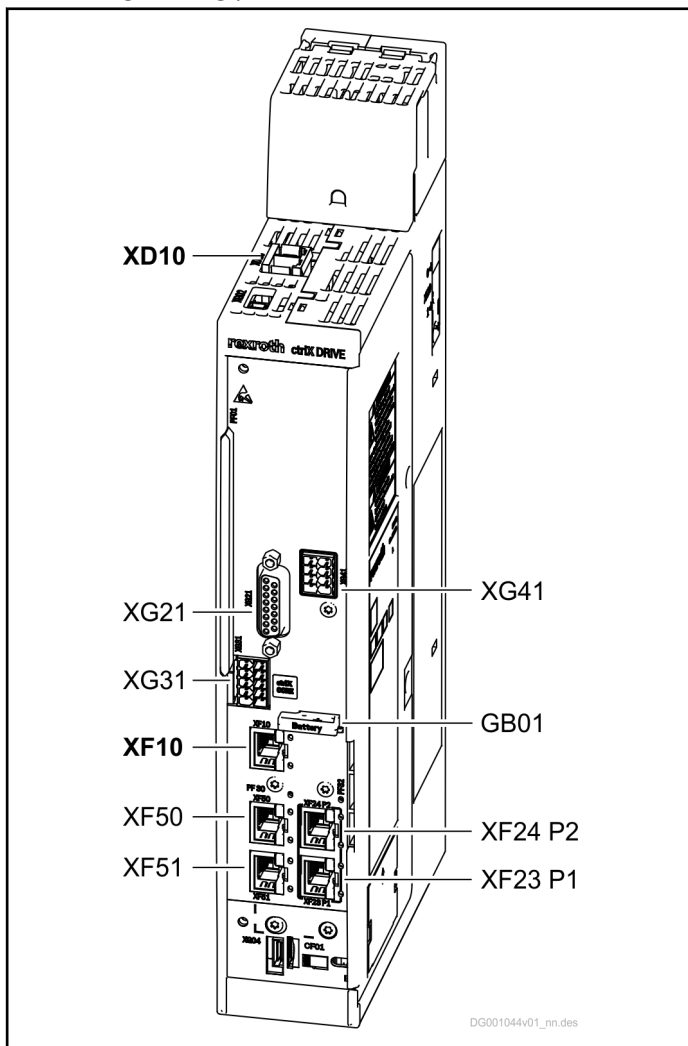
R911403316
Edition 02



This Quick Start Guide describes the initial commissioning of ctrlX CORE within the ctrlX DRIVE^{plus} control section.

Connecting the device

1. Connect ctrlX DRIVE power section to the 24 V power supply (connection point **XD10**).
2. Establish network connection between Engineering PC and Engineering port **XF10**.



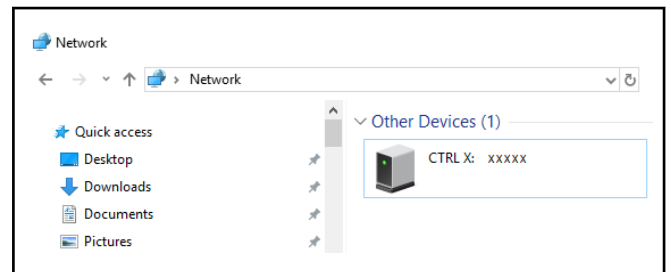
- XD10** Control voltage (24 V)
- XG21** Multi-encoder
- XG31** Digital inputs/outputs, analog inputs
- XF10** ctrlX CORE, HMI/Engineering port
- XF50** ctrlX CORE, Ethercat field bus master
- XF51** ctrlX CORE, not assigned
- XG41** Safety technology (Safe Torque Off)
- GB01** Battery compartment. Battery is contained in the condition as supplied.
- XF24 P2** Communication
- XF23 P1** Communication

Configuring the network



ctrlX CORE automatically logs on to the network configuration.

1. PC (Windows 10):
In the Explorer go to "Network".



xxxxx = Serial number
ctrlX CORE control section in the network view



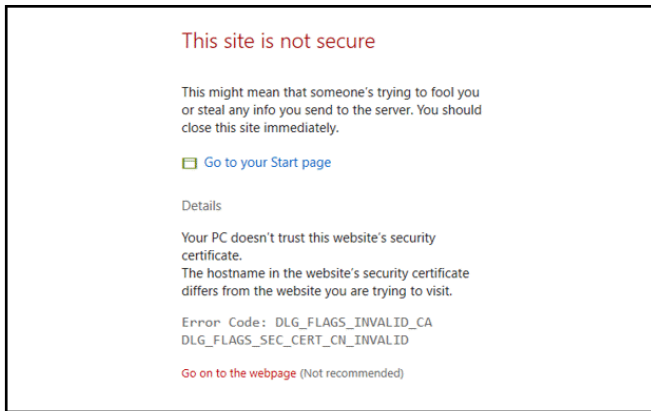
To reach the web interface of ctrlX CORE, click the device symbol in the network device view or use the default IP address.

<https://192.168.1.1>

Calling the web interface

1. Open web interface by double-clicking the control symbol or call the control via the IP address in the browser.

The browser signals an unknown certificate:



The message depends on the browser that is used.

2. Go to advanced dialog (e.g., "Details" in Microsoft Edge or "Advanced" in Mozilla Firefox).
Call webpage of ctrlX CORE (e.g., with "Go on to the webpage (Not recommended)" or "Proceed ... (unsafe)").
3. The following webpage is displayed:

Username: boschrexroth

Password: boschrexroth

Accept the "General Terms of Use".

Service and support

If you need assistance, please contact your Rexroth contact person or our service hotline.

Phone: **+49 9352 40 5060**

Fax: **+49 9352 18 4941**

E-mail: service.svc@boschrexroth.de

Internet: <http://www.boschrexroth.com>

Bosch Rexroth AG
Bgm.-Dr.-Nebel-Str. 2
97816 Lohr a.Main, Germany
Phone +49 9352 18 0



www.boschrexroth.com/electrics

Copyright

© Bosch Rexroth AG 2020

This document, as well as the data, specifications and other information set forth in it, are the exclusive property of Bosch Rexroth AG. It may not be reproduced or given to third parties without its consent.

Development Automation Systems Control Hardware AIHo (MaKo/UdSt/BaBo)