




TECH NOTE



AUTOMOTIVE – SYNCHRONOUS BELT DRIVE SYSTEM

BULLETIN: TSB022_AU

INSTALLATION INSTRUCTIONS FOR IDLER T42140

PART NUMBER:

- T42140
- TCK1609
- TCK1615
- TCK1615A
- TCK1667
- TCKWP1521
- TCKWP1615A

The idler T42140 (Fig.1 and Fig.2) is used in many engines but the threaded engine installation hole may differ in size. The Gates idler is supplied with a M8 bolt that has a 10mm shaft and a washer



Fig. 1

Fig. 2

Some applications require an M10. If so the original bolt can be reused. If not we recommend to use the new M8 threaded bolt.

MAKE:

- Fiat
- Alfa Romeo
- Holden
- Opel
- Vauxhall
- SAAB

The latest version of the T42140 (Fig. 2) has a recessed bushing inside the bearing (yellow lines in Fig. 3 and Fig. 4). The inner diameter of the bearing holds the washer. This diameter is identical in both versions (red lines in Fig. 3 and Fig. 4).




Fig. 3

Fig. 4

ENGINE:

- 1.9L Diesel
- 2.0L Diesel

Both solutions produce the same result. The installation bolt pushes the washer against the inner diameter bearing ring in the old and the new versions of the T42140 (Fig. 5).




Fig. 5

