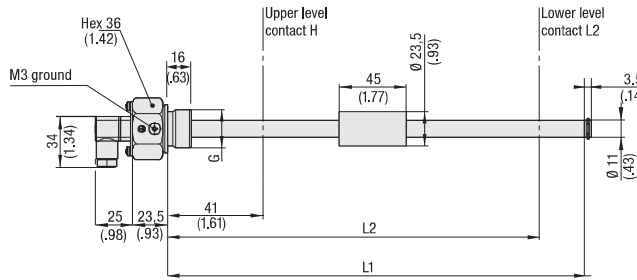
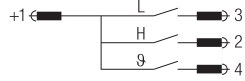
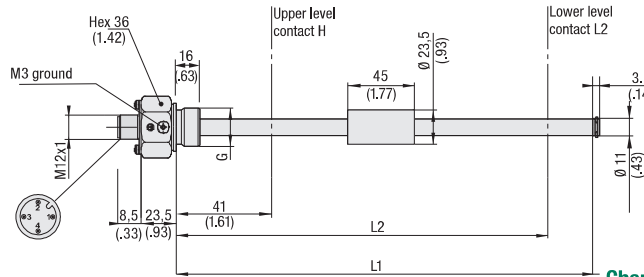
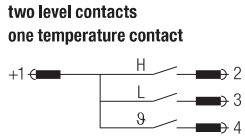


Schemes for float in low position

### Wiring Scheme (CB) two level contacts one temperature contact



### Wiring Scheme (M12) two level contacts one temperature contact

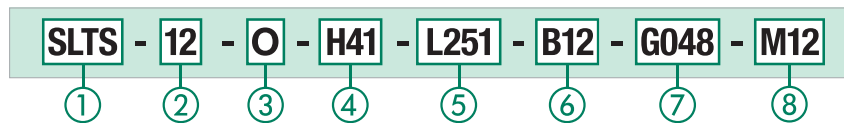


## Level-Temperature Switch Type SLTS



A

### Order Codes



### Characteristics

The STAUFF Level-Temperature Switches (SLTS Series) are unique in their design and modularity. One of the greatest advantages is the ability of the end-user to adjust the switching level. The internal support wire carrying the level and temperature switches makes it a simple and quick job to change the level switch position.

#### 1 Series and Type

Level-Temperature Switch **SLTS**

#### 2 Stem Length

L1: 305 mm / 12 in L2: 251 mm / 9.88 in **12**  
L1: 457 mm / 18 in L2: 403 mm / 15.87 in **18**

#### 3 Switching Temperature

Without temperature switch **0**  
+60 °C / +140 °F **060**  
+70 °C / +158 °F **070**

#### 4 H (Upper Level Contact)

Without upper level contact **0**  
41 mm / 1.61 in **H41**

#### 5 L (Lower Level Contact)

Without lower level contact **0**  
251 mm / 9.88 in (SLTS-12 only) **L251**  
403 mm / 15.87 in (SLTS-18 only) **L403**

#### 6 Thread Connection

G3/4 (standard option) **B12**  
1 NPT **N16**  
Note: Others on request

#### 7 Voltage (Volt AC/DC)

48 Volt max. (standard option) **G048**  
115 Volt max. (for thread N16 only) **G115**

#### 8 Electrical Connection

similar DIN VDE 0627 / IEC 61984 **CB**  
M12 pin terminal **M12**

**Level contact positions (L, H) are set as given in the order code. They can be adjusted individually later on. Please consider a minimum distance of 40 mm / 1.57 in between the switching points.**

#### Features

- Suitable for Mineral Oil and HFC fluids, other fluids on request
- Either 1 or 2 level contacts available
- 1 integrated temperature switch (optional)
- Standard electrical function:

Level contacts: Normally closed, opens with falling level

Temperature contacts: Normally closed, opens with rising temperature

**STAUFF Level-Temperature Switches SLTS are available with other electrical functions on request.**

#### Options

- 1 NPT and others available on request
  - max. 115 Volt switching (for thread N16 only)
  - Deutsch Adaptor Cable
- Please see page 20 for details.

#### Materials

- Stem: Brass
- Float/Sealing: NBR (Buna-N®)

- Max. operating temp.: +80 °C / +176 °F

#### Electrical Data and Output

- Max. current level contact: 0.5 A
- Max. current temp. contact: 2.0 A
- Contact load level contact: 10 VA
- Max. operating voltage: (See ordering code)

- Specific gravity of fluid:  $\geq 0.8 \text{ kg/dm}^3$
- Hysteresis: +18 °C / +64.4 °F

#### Protection Rating

- IP 65 protection rating: Dust tight and protected against water jets

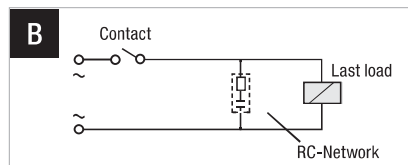
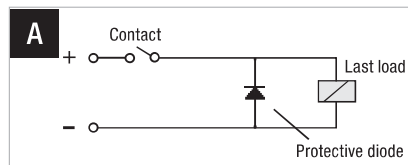
### Contact Life Time

Due to their design Reed contacts have a very high life expectancy. However, it is worthwhile to note the following information.

### Contact Protection

To reduce the high reverse voltage produced when a reed switch opens, the following contact protection can be applied.

- DC voltage: a diode parallel to the load, see figure A
- AC voltage: a RC-network parallel to the load, see figure B and table below



Open contact voltage V	10 VA		25 VA		50 VA		75 VA		100 VA	
	R (Ω)	C (μF)	R (Ω)	C (μF)	R (Ω)	C (μF)	R (Ω)	C (μF)	R (Ω)	C (μF)
24	22	0,022	1	0,1	1	0,47	1	1	1	1
48	120	0,0047	22	0,022	1	0,1	1	0,47	1	0,47
110	470	0,001	120	0,0047	22	22	22	0,047	22	0,1

