

HIGH QUALITY AND
LONG LASTING POWER

HYDRAULIC POWER UNITS

Standard and Custom

Built for light, heavy
and continuous duty
for today's harshest
environments.

*Custom portable
pump test stand.*



OIL SOLUTIONS

PO Box 38
Strathfieldsaye, VIC, 3551
1800 OIL SOL
1800 645 765
sales@oilsolutions.com.au
www.oilsolutions.com.au
"For All Your Hydraulic Needs"



POWER UNITS

Standard / Custom Hydraulic PU's with a wide variety of options to meet any application

Continental has earned their outstanding reputation for high quality, long lasting power units over the last 59 years as a result of:

- International standard design and/or customized to your specific application.
- Engineering support, with drawings and documentation.
- Long life, low warranty and distribution support.
- Built for light duty and heavy, continuous duty for today's harshest environments.
- Tank capacity: 1 to 5000+ gallons in steel, stainless steel or aluminum.
- For fast, easy, setups, all power unites are shipped 100% tested.

KEY FEATURES:

- System flow up to 500 GPM, and pressure to 5000 PSI
- Test up to and beyond 200 HP including international voltages
- Fluids and compatible seals, water glycol, phosphate ester, mineral, ATF, and more
- Motor starters with system accessories.
- Drawings in SolidWorks format or AutoCAD DWG/DXF.
- Assemblers are CFPS with over 20 years experience each
- 18 months warranty on power units, 36 months on Continental components.
- Motor controls and panels
- Documented and Tested 100%
 - Epoxy painting

Applications:

- Sleeve bearing lubrication, cement plants, refineries and power plants
- Sand cast mold and match plate machine
- Water treatment plant - basin scraper
- Utilized to control a multi-axis missile guidance system testing fixture
- Automotive high speed cut-off application on rolling mills
- Solar energy panel control and hydroelectric dam valve control



500 gal

Custom units engineered to fit specific locations. Tandem pumps mounted for easy inspection and maintenance.

Standard Units


Little Champ

Designed for where space is limited. They're ideal for applications requiring moderate fluid volume and flow rate, short hydraulic lines, and quick cycling. Little Champ power unit can be built at your facility at your convenience. Continental will supply the complete set of components and hardware.



Low Profile

Option suited for applications with moderate fluid volume and flow rate. Solution where space is premium, or power of a NFPA/JIC-Style unit is needed in a smaller, less expensive package.



NFPA/JIC

Created for heavier duty, continuous-use industrial applications requiring design flexibility and rugged construction.



L Shape

Ideal for high fluid volume and flow rate applications. Removable tank cover simplifies cleaning. Features flooded suction inlets eliminating the need for the pump to lift hydraulic fluid, reducing wear and tear.



Little Champ

Power in a compact and quite package

Power Units	Little Champ
Size	3 to 40 gallons
Max pressure	Up to 4,000 PSI
Flow rate	1-15 GPM
Power	1-20 HP

Economical, easy to configure and the stocked components allow for fast delivery. It's basically an intermittent unit, however, equipped with right features it can run continuously and compete with any rugged condition.

Power units with a small foot print. We call them vertical units. The pump motor is mounted vertical in the reservoir with pump submerged. This makes the pump quiet and provides positive inlet or flooded suction for long pump life.


Gear pumps offered are SAE AA and SAE A size (.5GPM to 12GPM), Vane pumps are PVR6/HPVR6/PVX8 all sizes with special feature of pressure and flow adjustment through the side of the reservoir.

WASH-DOWN option available for food industry or other applications.



LITTLE CHAMP KITS

This Power Unit can be built at your facility at your convenience. Continental will supply the complete set of components and hardware.



Low Profile

When space is at a premium


Power Unit	Low Profile
Size	10 to 30 gallons
Max pressure	Up to 4,000 PSI
Flow rate	.5-12 GPM
Power	1-20 HP

Convenient access to components allows for easy adjustments and efficient maintenance. Economical and easy to configure without sacrificing quality.

Pump motors mounted horizontally on the top of the reservoir. Similar to JIC unit, however, we removed the legs to fit in tight spaces. Plus integrated the filter in the top plate, so the standard components are within the frame of the reservoir.

PVR6 line of pumps 4-10 GPM up to 2000 PSI, gear pumps .5-12 GPM up to 3600 PSI. Plus many accessories configurable for a complete system.

Variety of hydraulic valves: D03 size, on off and proportional.



Applications: Little Champ / Low Profile

- Machine tools
- Packing machinery
- Food processing
- Material handling
- Clamping equipment

KEY FEATURES: Little Champ

- Tanks are vertical style:
Sizes are 10 gallon through 40 gallons
- Vertical mount motors: Sizes are 1/2hp through 20HP 460/60/3. Single phase up to 3HP
- Vertical mount pump, submerged in oil longer lasting and quiet:
Sizes are .5 GPM to 12 GPM up to 3600 PSI
- Vertical mounted valve assemblies.
Manifolds are D03, 1-6 stations
- In-tank and inline filters available
- Pressure/flow adjustments through reservoir wall
- Case drain and return line heat exchangers

NFPA/JIC

Industry standard design

They're efficient, rugged, and easy to maintain. This is our most basic design and we stock a wide selection of components for competitive pricing and delivery.

Variety of hydraulic valves: Sizes D03, D05, D07, D08, on off and proportional.

Applications: NFPA/JIC

- Metal forming
- Extrusion machinery
- Handling equipment
- Process equipment for; metal, automation, environmental, marine and thermal power
- Pressing and clamping

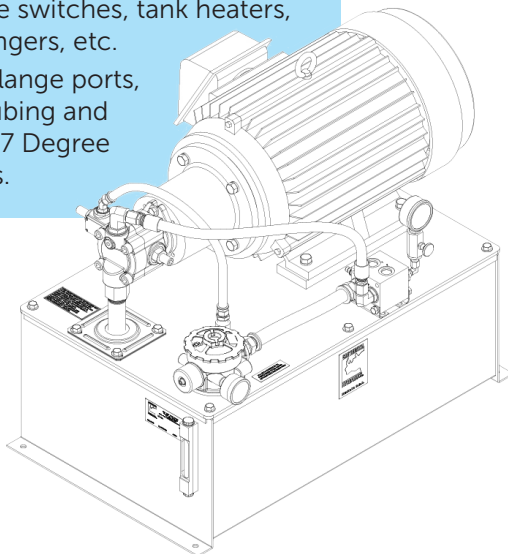


Power Unit	NFPA/JIC
Size	10 to 210 gallons
Max pressure	Up to 4,000 PSI
Flow rate	1-75 GPM
Power	1-125 HP

KEY FEATURES:

Low Profile / JIC / L-Shaped

- Multitude of fluid power accessories: Examples are; gauges, ball valves, check valves, filters, pressure and temperature switches, tank heaters, heat exchangers, etc.
- SAE ports, flange ports, hydraulic tubing and hose with 37 Degree tube fittings.



CAD drawing of Low Profile designed for space saving and ease of maintenance.


L-Shaped

One of the most rugged designs

Flooded suction provides the longest lasting pumps. Positive pressure inlet allows the pump to work less and operate quieter. Combine this unit with a cooling, filtration circuit and this power unit will provide years of service. Top it off with a control panel and now you have a turn key system all from one source.

All combinations of Continental pumps are available; Vane 4-75 GPM up to 3000 PSI, Piston pumps 6-29 GPM up to 4000 PSI, gear pumps .5 GPM to 12 GPM up to 3600 PSI. Plus many accessories configurable to produce a complete system. Multiple ways to service the reservoir, include the bolt on top plate or side clean out cover.

Variety of hydraulic valves: Sizes D03, D05, D07, D08, on off and proportional.



Applications: L-Shaped

- Metal forming
- Custom machines
- Steel mill production
- Fast metal cut off machinery
- Steel and pipe handling equipment
- Pressing and clamping

KEY FEATURES: L-Shaped

- L-shape reservoir design to provide flooded inlets for long system life.
- Easily customized to customer specification.
- L-base can be made to accommodate back-up and or redundant pump motors: Sizes are 10 to 200 gallons
- Options for IO-Link ready sensors for predictive maintenance. Pressure, temperature, and level
- Air and or water cooling with target level filtration for maximum component life fluid conditioning is recommended.

Power Unit	L-Shaped
Size	10 to 210 gallons
Max pressure	Up to 4,000 PSI
Flow rate	1-75 GPM
Power	1-125 HP

HPU: Custom

Custom design and manufacturing

The first things someone thinks of when you say custom; are complicated, expensive and long lead times. Did you know 70% of all custom units are configured from our standard catalogs. Our standards have so many options that they can act as a base unit.

Modify a standard to your specific specification such as; making it stainless steel construction, special dimensions, custom paint spec or color, special voltages, special fluids etc. This saves time and money by modifying standards. However, there are special cases where a complete custom constructed and special integrated circuit is required. With our engineering experience, design solutions and complete documentation you will get a custom system that's easy to install and years of customer satisfaction.

Power Units	Custom
Size	5 to 5,000 gallons
Max pressure	Up to 5000 PSI
Flow rate	Up to 500 GPM
Power	.5-300 HP



Custom unit with electrical panel.

KEY FEATURES:

- Build to your specifications
- Tanks can be standard, modified or custom
- Pump motor mounting can be configured in any position
- Performance data acquisition technology for predictive maintenance
- Turn key control panels.
- SAE and flange porting for leak free system
- Customer integrated manifolds
- Structural weldments can be intergraded into an existing machine
 - Large systems can be tested and loaded for shipment efficiency

How to get started.

Gather your specifications and questions and give us a call. Our sales engineers will listen to what you have to say. We will direct you to the most efficient, cost effective way to build your system with our wealth of experience and history of building custom units. After review we will assign an estimate number to track all the communication and document all the components required. Estimates are completed in one to five days. Not only can we give you a written estimate, but with all our history on file likely we can show you pictures and or 3D models of something similar to what you're looking for.



Custom modified standard unit. All stock components configured to a specific design.

Applications:

- Custom user specific
- Steel mill production and pipe handling equipment
- Metal forming
- Fast metal cut-off machinery
- Pressing and clamping
- Amusement park simulators



Robust L-base for flooded suction. Accumulator provides stored energy to maximize proportional valve speed, accuracy and repeatability.

Making the difference at Continental & Hydreco

We have built our reputation on these four pillars that make our company's different: People who care, who deliver engineering excellence and application know-how, all while being easy to do business with.

From industrial and mobile hydraulics with motion solutions, from the Mid-West to the World, from analogue control logics to computerized electronics and AI, we are riding the wave of technology in our fast-changing markets.

Continental has been at the forefront of power transmission innovation for over 60 years and is – a leading force in transforming the industrial world we live in.

4 Pillars of Difference



Global Support

As a member of the Diplomatic Group our distribution and service network is quick, reliable, and responsive to our customer's needs. Rest assured that no matter where you're located, we will be there with unrivalled products and technical expertise.



Technical Support

Quality products are only part of Continentals and Hydrecos commitment to our customers. We also provide advisory, planning, and design services specifically geared to your application and backed by on-time delivery, full repair and test facility capabilities.



Exceptional People

Continental and Hydreco engages and inspires their workforce to deliver on our four pillars of difference, providing the very best in what we do. Our culture, like everything, is made possible by each employee's contribution as a unified team.



PROUD MEMBER OF THE **DIPLOMATIC GROUP**
MOTION SOLUTIONS

CONTINENTAL HYDRAULICS INC. / HYDRECO INC.

4895 12th Avenue East, Shakopee, Minnesota 55379
952.895.6400 • sales@conthyd.com • www.continentalhydraulics.com
704.295.7575 • sales-us@hydreco.com • www.hydreco.com

