




TECH NOTE



AUTOMOTIVE – PASSENGER CAR

PREVENT PREMATURE WATER PUMP FAILURE & AVOID WARRANTY CLAIM REJECTION, BY KEEPING THE COOLING SYSTEM FREE OF DEBRIS & CORROSION

BULLETIN: TSB007_AU

PART NUMBER:

- All Water Pumps

ENGINE:

- All

COOLANT TRAVEL PATH:

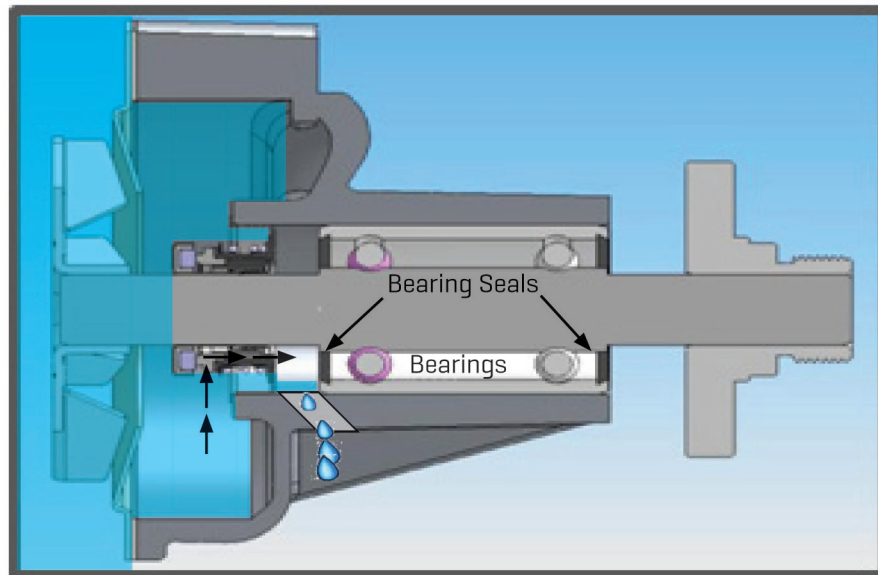


Fig. 1

FLUSHING THE COOLING SYSTEM:

Over time, coolant in the cooling system can break down resulting in the need to service the system. The protectants in many of today's coolants become depleted and weak leading to corrosion, rust and scale. When this depletion takes place, heat and chemical reactions can eat away at the inside of the system creating small particulates. These particulates, as small as 50 microns (see Figure 2.), can get trapped in the water pump seal causing damage. The damage leaves small areas for coolant to leak out through the weep hole. Excessive damage can lead to fluid backing up into the bearings (see Figure 1.) resulting in bearing failure.



1800-OILSOL
1800-645765

<https://oilsolutions.com.au/>

sales@oilsolutions.com.au



TECH NOTE

A properly flushed system will remove these contaminants. Make sure the flush is complete with the old pump still in place. Flushing after the new pump is installed can lead to premature failure due to particulates getting caught in the seals during the flush. Gates recommend a complete flush of the system utilising the Gates Power Clean™ Flush Tool (Figure 3).

CAUTION: Inadequate flushing can ruin a newly installed water pump and result in warranty problems.

Make sure you perform a complete cooling system flush by using the Gates Power Clean™ Flush Tool (Part No. 91002) with patented pulsing technology.

Using clean water and compressed air, the Power Clean™ Flush Tool “water hammers” accumulated sludge and scale deposits without the use of harsh chemicals or solvents. It cleans radiators, heat exchangers, hoses and engine blocks more effectively than conventional flushes, maintains system integrity and ensures warranty coverage on replacement parts, including water pumps.

HOW BIG IS A MICRON?

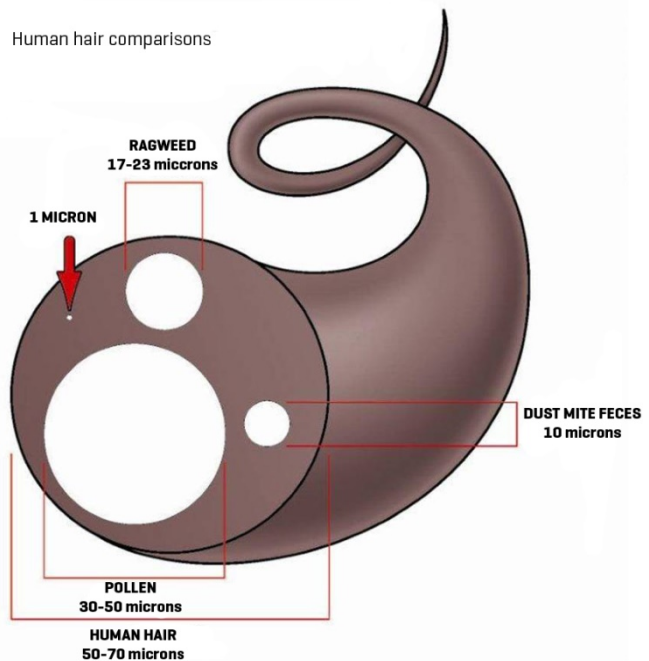


Fig. 2



Fig. 3

MIXING COOLANTS LEADS TO CORROSION WITHIN THE COOLING SYSTEM

So what leads to contaminated systems besides depleted coolant protectants?

Mixing coolants of different chemistries can lead to corrosion within the system. There are 4 main combinations used today and none of them are compatible. These coolant types work differently to protect the engine.



TECH NOTE



Types	Inhibitor Technology
Inorganic Additive Technology [IAT]	Silicate
Organic Acid Technology [OAT]	Organic Acid – Silicate Free
Hybrid Organic Acid Technology [HOAT]	Silicate & Organic Acid
Phosphate Hybrid Organic Acid Technology [PHOAT]	Phosphate & Organic Acid

- Inorganic Additives - silicates and phosphates are used to plate the cooling system with a protective layer.
- Organic Additives react chemically with the metal surfaces when needed for protection.


CORROSION

Corrosion inhibitors and additives from one coolant can negate the effects of inhibitors in another coolant. Corrosion can take over well before 8000kms and then the car is back in the workshop with a leaking water pump and clogged radiator and heater core.


Topping off the system is a common practice at many shops. This can begin the corrosion process unless the proper coolant is used. Most shops use universal antifreeze because it states on the container that it is OK to mix with any colour coolant. But, take a look at the back of the bottle. They all either recommend or require a drain, flush and fill to experience the expected corrosion protection.

COMMENTS FROM COOLANT MANUFACTURERS AND RECYCLERS.

- Zerex: “There are several distinct coolant types commonly used today, and using a type incompatible with the coolant recommended in the owner’s manual (or on the underhood label) is inviting disaster (no exaggeration here).”
- EcoFreeze: “What happens if you mix conventional Antifreeze with Extended Life antifreeze? Extended Life (OAT) antifreeze is NOT compatible with conventional (IAT) antifreeze. Aside from discoloration of antifreeze when the two are mixed together, a chemical reaction is caused when the carboxylate salts are mixed with the inorganic salts and caustics found in conventional antifreeze. If they are mixed, the antifreeze can become cloudy, precipitation can generate and the coolant will lose its extended life properties.”
- EET Corp.: “Colour does not necessarily indicate what kind of corrosion inhibitor is contained in antifreeze. You have to read the label. Mixing different types of antifreezes can reduce their corrosion protection and can actually lead to corrosion problems. Engine manufacturers recommend a 10% limit on mixing coolant types. If you need to add more than 10%, it is recommended that you flush your radiator system and replace the antifreeze.”



Contamination causing scratches on seal ring surface.



Contamination deposits on seal ring surface.

As you can see, this is a universal issue. It is recommended to flush the system thoroughly and replace coolant with recommendations specified in the owner’s manual of each vehicle.