




DRIVEN BY POSSIBILITY™



GATES WATER PUMPS

**THE HIGHEST QUALITY
STANDARDS IN THE INDUSTRY
AND THE HIGHEST COVERAGE**



1800-OILSOL
1800-645765


<https://oilsolutions.com.au/>

sales@oilsolutions.com.au

- Pre-Assembled with Back Housing
- Timing-Driven Water Pump Kits
- Hybrid Vehicle Coverage

GATES OFFERS

- New pumps manufactured to ISO TS16949 standards for precise tolerance
- 100% fully-tested unitised bearings / seals for enhanced durability
- 100% inline quality-tested
- Precisely-balanced impeller for OE fit / function
- Computerised-machined surfaces for proper fit / sealing



EVEN THE HIGHEST QUALITY PUMPS NEED “CLEAN” COOLANT

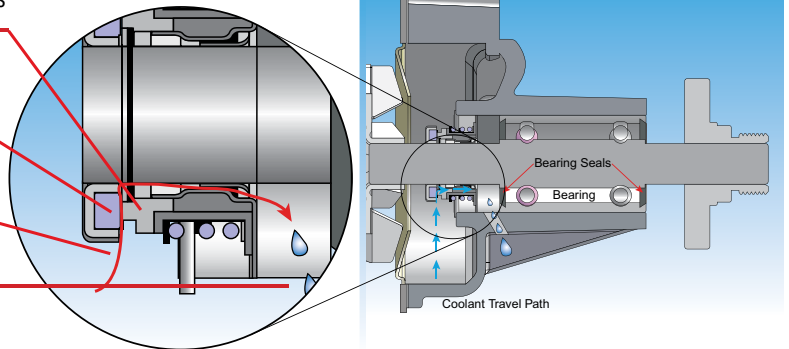
Nothing can destroy a water pump seal faster than contaminated coolant. As the illustration shows, contaminated coolant can easily damage water pump seal rings.

Static seal ring is spring loaded and moves along the axis of the bearing shaft to ensure continuous contact between the two seal rings

Dynamic seal ring rotates with the bearing shaft and impeller

A small amount of coolant is intended to pass between the two seal rings to lubricate and cool the seal ring surfaces

If the coolant is contaminated, the seal rings will be damaged, causing a leak



PROTECT COOLING SYSTEM WARRANTIES

Many Antifreeze/ Coolant manufacturers require a complete cooling system flush and fill as a warranty requirement.



50/50 PREDILUTED ANTIFREEZE & COOLANT DO NOT ADD WATER

Prediluted Antifreeze & Coolant can be used to top off cooling systems filled with any automotive antifreeze. However, to realise the 150,000 miles or 5 years of maximum cooling system protection, a complete cooling system flush and fill is required. *Always follow vehicle's owner's manual for top-off requirements and specified maintenance.

NOTHING CLEANS THE ENGINE COOLING SYSTEM LIKE THE TRU-FLOW POWERCLEAN™ FLUSH TOOL.



POWERCLEAN™ FLUSH TOOL KIT (Part #: 91002) INCLUDES:

- Pulsating Gun Assembly with Pre-set Regulator
- Water Line Backflow Preventer
- Large Rubber Tip for Radiator Necks and Direct Flushing of the Engine Block
- Small Rubber Tip on Whip Hose for Direct Access to Heater Core Tube Stubs
- 5/8" and 3/4" Heater Hose Barbs for Flushing Heater Cores or Engine Blocks
- Durable Protective Storage Case with Room for Additional Items

GATES POWERCLEAN™ FLUSH TOOL

- Performs necessary "complete flush" when replacing water pump.
- Thoroughly cleans contaminated systems including mixed coolants, improper coolant/water mix, and broken down rust inhibitor packages.
- Cleans system to ensure water pump seal isn't compromised resulting in warranty or customer satisfaction issues.
- Excellent revenue stream source as evidenced by professionals currently utilising POWERCLEAN™ on every water pump installation.

See a POWERCLEAN™ demonstration at:
www.gatesaustralia.com.au/powerclean

Move beyond dirt, grime and poor performance with the complete Gates solution. Look for signs of debris buildup in the water pump housing. These indicate the need to properly flush the system and refill with NEW recommended coolant.



Deposits /Calcium
Buildup



Incompatible Fluid



Chemical Etching



Rust/Corrosion



Suspended Debris in
Coolant



Cavitation

GATES OFFERS A WARRANTY AND STATE-OF-THE-ART MANUFACTURING PROCESS.

Gates water pumps are recognised in the industry for their durability and superior quality. Gates water pumps are constructed with premium alloy materials and a 100% functional test of seals and bearings along with a 100% leakage test for both the casting and assembled water pump. We are committed to selling the highest quality new, never remanufactured, water pumps in the aftermarket. Our end goal is to provide our customers with worry-free operation for the life of their vehicle.

Gasket: Gates no-sealant gaskets ensure a tight, leak-free interface between mounting surfaces.

Housing: Gates uses quality cast aluminum with no flashing. Gates quality cast housing have computerised machined surfaces and the inside cavity is designed to match OE performance for proper coolant flow.

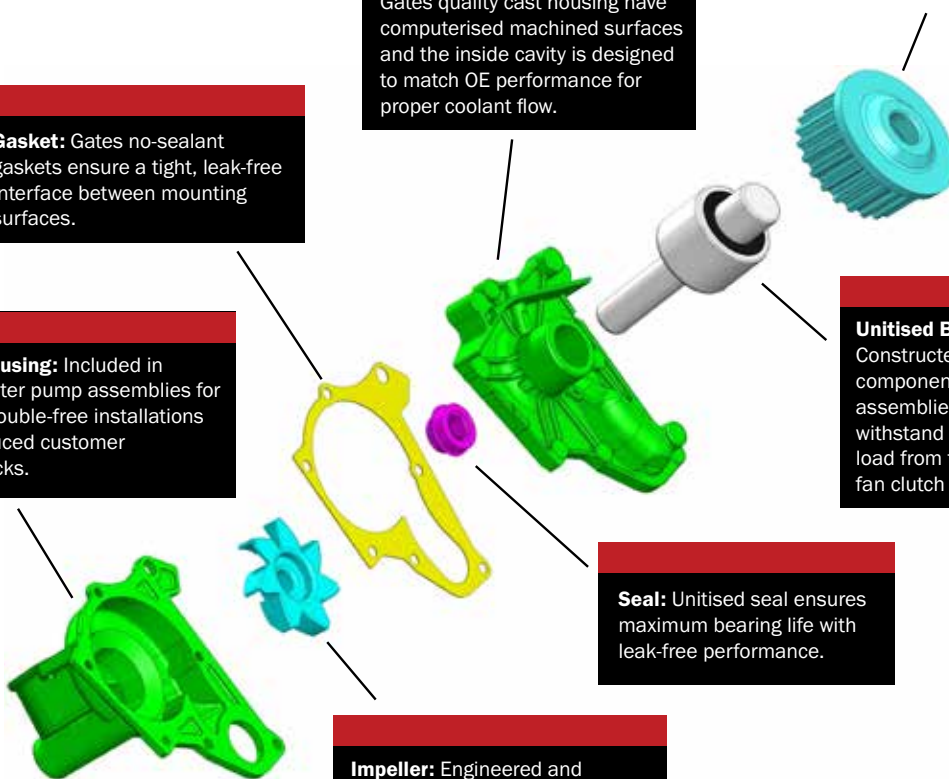
Hub-Pulley: Manufactured from quality material and precisely pressed onto shaft with tight tolerances to endure the working loads and conditions.

Back Housing: Included in many water pump assemblies for faster, trouble-free installations and reduced customer comebacks.

Unitised Bearing/Shaft: Constructed as one unitised component, Gates bearing/shaft assemblies are designed to withstand the rigorous working load from the belt tension and/or fan clutch assembly.

Seal: Unitised seal ensures maximum bearing life with leak-free performance.

Impeller: Engineered and balanced to ensure optimal coolant flow for top performance.



INDUSTRY-LEADING FEATURES KEEP YOU AHEAD OF THE COMPETITION

PRE-ASSEMBLED WATER PUMPS AND HOUSINGS

- Easy one-unit installation
- Ensures trouble-free operation and reduced comebacks

ELECTRIC WATER PUMPS

- OE replacement ensures an exact fit and easy installation
- Main engine electric water pumps come with gaskets or rubber seals to eliminate leaks.
- Includes coverage of hybrid vehicles Toyota Prius and Toyota Camry

HEAVY DUTY WATER PUMPS MANUFACTURED TO ISO/TS STANDARDS

- Designed to handle rugged fleet applications
- 100% fully-tested unitised bearings/seals
- Computer-machined surfaces for proper fit/sealing

METAL IMPELLERS

- Where standard on OE pumps, Gates utilises metal gaskets which eliminate the need for RTV or silicone and save installation time.

METAL GASKETS

- Where standard on OE pumps, Gates utilises metal gaskets which eliminate the need for RTV or silicone and save installation time

2 YEAR WARRANTY & STATE OF THE ART MANUFACTURING PROCESS

- Quality cast aluminum housing designed to match OE performance
- Precisely-balanced impeller ensures optimal coolant flow for top performance
- Hub pulley is pressed on to shaft with precise tolerances

TIMING COMPONENT KITS WITH WATER PUMPS

- Convenient, single part number for all the parts needed for a complete repair.
- Timing belt driven water pumps should always be replaced when the timing belt is replaced.
- Gates Timing Component Kits with Water Pumps include: timing belt(s), pulley(s), tensioner(s), hydraulic actuator, water pump, seals, gaskets and other components necessary.

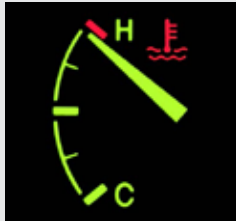










For more information visit www.gatescatalogue.com.au



DRIVEN BY POSSIBILITY™

ENGINE COOLING SYSTEM

TROUBLESHOOTING CHART

| PROBLEM | POTENTIAL CAUSE | REASON |
|---|-------------------------------------|---|
| OVERHEATING   | Fan Operation | Inoperable fan Fan doesn't operate when it should Defective fan clutch |
| | Radiator Condition | Clogged internally Contamination Broken fins Air flow obstruction |
| | Lower Radiator Hose | Leak Collapsed |
| | Thermostat | Stuck Closed Installed in incorrect direction |
| | Radiator Cap | Holds incorrect pressure Incorrect PSI rated cap |
| | Improper Coolant Mixture | Lower boiling point |
| | Air in System | Trapped air pocket Not bled properly |
| | Low Coolant Level | Local boiling creates corrosive vapors |
| | Tensioner | Slack can allow belt slippage |
| | Improper Belt Routing | Spin water pump in opposite direction of flow |
| | Clogged Exhaust System | Excess back pressure can cause engine to work harder |
| | Incorrect Fuel Mixture | Extreme lean condition in fuel system |
| | Head Gasket/Head Failure | Combustion gases entering the cooling system |
| | Ignition Timing | Incorrect ignition timing can be an issue in older applications |
| BEARING/SHAFT/ PULLEY FAILURES   | Fan Clutch | Defective fan clutch causes excessive vibration Defective fan clutch can cause a sudden load Not properly installed |
| | Fan Blades | Bent fan blades cause imbalance and excessive vibration Improper blades cause imbalance and excessive vibration Not properly installed |
| | Tensioner | High load from incorrect belt tension High side load from misalignment |
| | Faulty/Inadequate Motor Mounts | Engine tilt can occur causing fan blades to interfere with other components |
| HOUSING BREAKAGE   | Torque | Excessive torque on mounting bolt(s) Improper torque sequence |
| | Foreign Material | Material wedged between mounting surfaces |
| | Faulty/Inadequate Motor Mounts | Engine tilt can occur causing fan blades to interfere with other components |
| LEAKS      | Fan Clutch | Defective fan clutch causes excessive vibration Defective fan clutch can cause a sudden load Not properly installed |
| | Fan Blades | Bent fan blades cause imbalance and excessive vibration Improper blades cause imbalance and excessive vibration Not properly installed |
| | Mounting Surface | Surfaces unclean Surfaces uneven or damaged Sealant applied unevenly or excessively Incorrect torque |
| | Weep Hole | Contamination Excessive load Air pockets/low coolant Improper coolant Insufficient flush Incorrect/Defective radiator cap Incorrect system pressure |
| | Water Pump Outlet & Hose Connection | Hose cracks or pin holes Incorrect hose |

